

# Life Science Product Catalog

[www.MedChemExpress.com](http://www.MedChemExpress.com)

Magnetic Beads - Inhibitor Cocktails - Cell Counting Kit-8 - RT/qPCR & PCR Master Mix

Inhibitory Antibodies - Peptides - Dye Reagents - Biochemical Assay Reagents - Recombinant Proteins

**MedChemExpress (MCE)** offers a wide range of high-quality research chemicals and biochemicals (novel life-science reagents, reference compounds and natural compounds) for scientific use. We have professionally experienced and friendly staff to meet your needs. We are a competent and trustworthy partner for your research and scientific projects.

“  
**We offer  
only the  
highest-  
grade  
products!**”

### **Quality**

Our robust quality control methods assure product high quality and purity.

### **Experience**

We track the latest scientific innovations and provide you access to the newest compounds.

### **Validation**

Biological activities of our products are validated by worldwide customers and published in the top scientific journals.

### **Partner**

We work together with renowned research institutes and pharmaceutical companies.

**Master of  
Bioactive Molecules**

[www.MedChemExpress.com](http://www.MedChemExpress.com)



# Contents

2

## Inhibitor Cocktails

Protease Inhibitor Cocktails  
Phosphatase Inhibitor Cocktails  
Deacetylase Inhibitor Cocktail

4

## RT/qPCR & PCR Master Mix

RT Master Mix for qPCR  
SYBR Green qPCR Master Mix  
PCR Master Mix

6

## Magnetic Beads & Agarose

Protein A/G Magnetic Beads  
Protein A Magnetic Beads  
Protein G Magnetic Beads  
Anti-HA Magnetic Beads  
Anti-c-Myc Magnetic Beads  
Anti-Flag Magnetic Beads  
Streptavidin Magnetic Beads  
Protein L Magnetic Beads  
Anti-GST Magnetic Beads  
Glutathione Magnetic Agarose Beads  
Magnetic Stand  
Ni-NTA His-Tag Purification Agarose  
Glutathione Agarose  
Affinity Chromatography Columns

10

## Cell Counting Kit-8

11

## MCE Kit

JC-1 Mitochondrial Membrane Potential Assay Kit  
PolyFast Transfection Reagent

Cell Apoptosis Related Kits  
Instant Powders  
Red Nucleic Acid Gel Stain (10,000×)  
3-Color Prestained Protein Marker (10-190 kDa)

15

## Inhibitory Antibodies

19

## Peptides

Tag Peptides  
Hot Peptides  
Custom Peptide Synthesis

22

## Fluorescent Dye

25

## Biochemical Assay Reagents

Co-solvents  
Cell Assay Reagents  
Enzyme Substrates  
Chelating Agents, Indicators, Crosslinkers & Eluents

27

## Recombinant Proteins

Cytokines and Growth Factors  
Immune Checkpoint Proteins  
CAR-T related Proteins  
CD Antigens  
Fc Receptor Proteins  
Receptor Proteins  
Enzymes & Regulators  
Complement System Related Proteins  
Ubiquitin Related Proteins  
Viral Proteins  
Biotinylated Proteins  
GMP-grade Proteins GMP  
Protein Expression Service

# Inhibitor Cocktails

Protease Inhibitor Cocktails

Phosphatase Inhibitor Cocktails

Protease and Phosphatase Inhibitor Cocktail

Deacetylase Inhibitor Cocktail

Kinase Inhibitor Cocktail

## Protease Inhibitor Cocktails

Cat. No.	Product Name	Information														
HY-K0010	<b>Protease Inhibitor Cocktail</b> (Solution, EDTA-Free, 100× in DMSO)	<p>Protease inhibitor cocktail increases protein stability in mammalian cell lysates or tissue extracts.</p> <p><b>Applications:</b> Western Blot, Co-IP, pull-down, IF, IHC, kinase assay, etc.</p> <table border="1"> <thead> <tr> <th>Ingredient</th> <th>Target</th> </tr> </thead> <tbody> <tr> <td>AEBSF</td> <td>Serine proteases</td> </tr> <tr> <td>Aprotinin</td> <td>Serine proteases</td> </tr> <tr> <td>Bestatin</td> <td>Aminopeptidases</td> </tr> <tr> <td>E-64</td> <td>Cysteine proteases</td> </tr> <tr> <td>Leupeptin</td> <td>Serine and cysteine proteases</td> </tr> <tr> <td>Pepstatin A</td> <td>Aspartic proteases</td> </tr> </tbody> </table>	Ingredient	Target	AEBSF	Serine proteases	Aprotinin	Serine proteases	Bestatin	Aminopeptidases	E-64	Cysteine proteases	Leupeptin	Serine and cysteine proteases	Pepstatin A	Aspartic proteases
Ingredient	Target															
AEBSF	Serine proteases															
Aprotinin	Serine proteases															
Bestatin	Aminopeptidases															
E-64	Cysteine proteases															
Leupeptin	Serine and cysteine proteases															
Pepstatin A	Aspartic proteases															
HY-K0011	<b>Protease Inhibitor Cocktail, mini-Tablet</b> (EDTA-Free)	<p>Protease inhibitor cocktail increases protein stability in mammalian cell lysates or tissue extracts.</p> <p>One mini-Tablet can be directly added to 10 mL cell/tissue lysis buffer.</p> <p><b>Applications:</b> Western Blot, Co-IP, pull-down, IF, IHC, kinase assay, etc.</p> <table border="1"> <thead> <tr> <th>Ingredient</th> <th>Target</th> </tr> </thead> <tbody> <tr> <td>AEBSF</td> <td>Serine proteases</td> </tr> <tr> <td>Aprotinin</td> <td>Serine proteases</td> </tr> <tr> <td>Bestatin</td> <td>Aminopeptidases</td> </tr> <tr> <td>E-64</td> <td>Cysteine proteases</td> </tr> <tr> <td>Leupeptin</td> <td>Serine and cysteine proteases</td> </tr> </tbody> </table>	Ingredient	Target	AEBSF	Serine proteases	Aprotinin	Serine proteases	Bestatin	Aminopeptidases	E-64	Cysteine proteases	Leupeptin	Serine and cysteine proteases		
Ingredient	Target															
AEBSF	Serine proteases															
Aprotinin	Serine proteases															
Bestatin	Aminopeptidases															
E-64	Cysteine proteases															
Leupeptin	Serine and cysteine proteases															

## Customer Validations

Bcl-2 proteins from thyroid cancer cell line 8505C lysates are incubated with **Protease Inhibitor Cocktail** (Cat. No.: HY-K0010) for 6 h and 12 h at room temperature, respectively. According to the western blot results, MCE Protease Inhibitor Cocktail performs the best among the three brands.





## Phosphatase Inhibitor Cocktails

Cat. No.	Product Name	Information												
HY-K0021	Phosphatase Inhibitor Cocktail I (100× in DMSO)	Phosphatase Inhibitor Cocktail I effectively inhibits alkaline phosphatases and serine/threonine protein phosphatases, such as PP1 and PP2A.												
		<b>Applications:</b> Western Blot, Co-IP, pull-down, IF, IHC, kinase assay, etc.												
		<table border="1"> <thead> <tr> <th>Ingredient</th> <th>Target</th> </tr> </thead> <tbody> <tr> <td>(-)-p-Bromotetramisole oxalate</td> <td>Alkaline phosphatases</td> </tr> <tr> <td>Cantharidin</td> <td>Ser/Thr phosphatases</td> </tr> <tr> <td>Microcystin LR, Microcystis aeruginosa</td> <td>PP1 and PP2A</td> </tr> </tbody> </table>	Ingredient	Target	(-)-p-Bromotetramisole oxalate	Alkaline phosphatases	Cantharidin	Ser/Thr phosphatases	Microcystin LR, Microcystis aeruginosa	PP1 and PP2A				
		Ingredient	Target											
(-)-p-Bromotetramisole oxalate	Alkaline phosphatases													
Cantharidin	Ser/Thr phosphatases													
Microcystin LR, Microcystis aeruginosa	PP1 and PP2A													
HY-K0022	Phosphatase Inhibitor Cocktail II (100× in ddH <sub>2</sub> O)	Phosphatase Inhibitor Cocktail II effectively inhibits acid and alkaline phosphatases as well as protein tyrosine phosphatases (PTPs).												
		<b>Applications:</b> Western Blot, Co-IP, pull-down, IF, IHC, kinase assay, etc.												
		<table border="1"> <thead> <tr> <th>Ingredient</th> <th>Target</th> </tr> </thead> <tbody> <tr> <td>Sodium Fluoride</td> <td>Acid phosphatases</td> </tr> <tr> <td>Sodium Orthovanadate</td> <td>Alkaline phosphatases, PTPs, ATPases</td> </tr> <tr> <td>Sodium Tartrate Dihydrate</td> <td>Acid phosphatases</td> </tr> <tr> <td>Sodium Molybdate</td> <td>Acid and phosphoprotein phosphatases</td> </tr> <tr> <td>Imidazole</td> <td>Alkaline phosphatases</td> </tr> </tbody> </table>	Ingredient	Target	Sodium Fluoride	Acid phosphatases	Sodium Orthovanadate	Alkaline phosphatases, PTPs, ATPases	Sodium Tartrate Dihydrate	Acid phosphatases	Sodium Molybdate	Acid and phosphoprotein phosphatases	Imidazole	Alkaline phosphatases
		Ingredient	Target											
		Sodium Fluoride	Acid phosphatases											
Sodium Orthovanadate	Alkaline phosphatases, PTPs, ATPases													
Sodium Tartrate Dihydrate	Acid phosphatases													
Sodium Molybdate	Acid and phosphoprotein phosphatases													
Imidazole	Alkaline phosphatases													
HY-K0023	Phosphatase Inhibitor Cocktail III (100× in DMSO)	Phosphatase Inhibitor Cocktail III effectively inhibits serine/ threonine and alkaline phosphatases.												
		<b>Applications:</b> Western Blot, Co-IP, pull-down, IF, IHC, kinase assay, etc.												
		<table border="1"> <thead> <tr> <th>Ingredient</th> <th>Target</th> </tr> </thead> <tbody> <tr> <td>(-)-p-Bromolevamisole oxalate</td> <td>Alkaline phosphatases</td> </tr> <tr> <td>Cantharidin</td> <td>Protein phosphatase 2A (PP2A)</td> </tr> <tr> <td>Calyculin A</td> <td>Protein phosphatases 1 and 2A (PP1 and PP2A)</td> </tr> </tbody> </table>	Ingredient	Target	(-)-p-Bromolevamisole oxalate	Alkaline phosphatases	Cantharidin	Protein phosphatase 2A (PP2A)	Calyculin A	Protein phosphatases 1 and 2A (PP1 and PP2A)				
		Ingredient	Target											
(-)-p-Bromolevamisole oxalate	Alkaline phosphatases													
Cantharidin	Protein phosphatase 2A (PP2A)													
Calyculin A	Protein phosphatases 1 and 2A (PP1 and PP2A)													

## Deacetylase Inhibitor Cocktail

Cat. No.	Product Name	Information										
HY-K0030	Deacetylase Inhibitor Cocktail (100× in 70% DMSO)	Deacetylase Inhibitor Cocktail is a combination of chemicals designed to preserve the acetylation state of proteins.										
		<b>Applications:</b> Western Blot, Flow Cytometry, IF, etc.										
		<table border="1"> <thead> <tr> <th>Ingredient</th> <th>Target</th> </tr> </thead> <tbody> <tr> <td>Trichostatin A</td> <td>Class I/II HDAC</td> </tr> <tr> <td>EX-527</td> <td>SIRT</td> </tr> <tr> <td>Nicotinamide</td> <td>Class III HDAC</td> </tr> <tr> <td>Sodium Butyrate</td> <td>Class I/II HDAC</td> </tr> </tbody> </table>	Ingredient	Target	Trichostatin A	Class I/II HDAC	EX-527	SIRT	Nicotinamide	Class III HDAC	Sodium Butyrate	Class I/II HDAC
		Ingredient	Target									
Trichostatin A	Class I/II HDAC											
EX-527	SIRT											
Nicotinamide	Class III HDAC											
Sodium Butyrate	Class I/II HDAC											

# RT/qPCR & PCR Master Mix

RT Master Mix for qPCR  
SYBR Green qPCR Master Mix  
PCR Master Mix

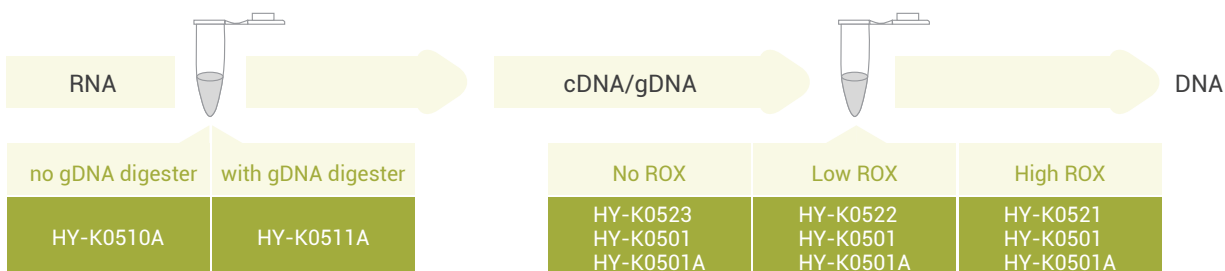
## RT & qPCR Master Mix

Cat. No.	Product Name	Application
HY-K0510A	RT Master Mix for qPCR II	Reverse Transcription
HY-K0511A	RT Master Mix for qPCR II (gDNA digester plus)	Reverse Transcription
HY-K0521	SYBR Green qPCR Master Mix (High ROX)	qPCR
HY-K0522	SYBR Green qPCR Master Mix (Low ROX)	qPCR
HY-K0523	SYBR Green qPCR Master Mix (No ROX)	qPCR
HY-K0501	SYBR Green qPCR Master Mix	qPCR
HY-K0501A	SYBR Green qPCR Master Mix (Universal)	qPCR

## PCR Master Mix

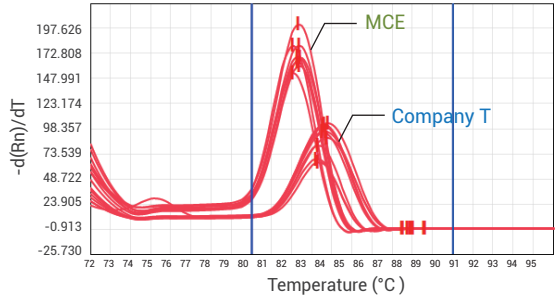
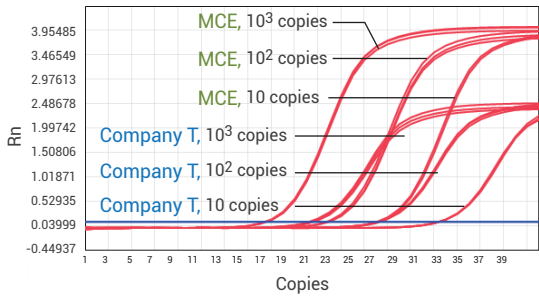
Cat. No.	Product Name	Application
HY-K0531	2× PCR Master Mix (with Dye)	PCR
HY-K0532	2× Fast PCR Master Mix (with Dye)	Fast PCR
HY-K0533	2× High-Fidelity PCR Master Mix	High-Fidelity PCR

## How to Choose

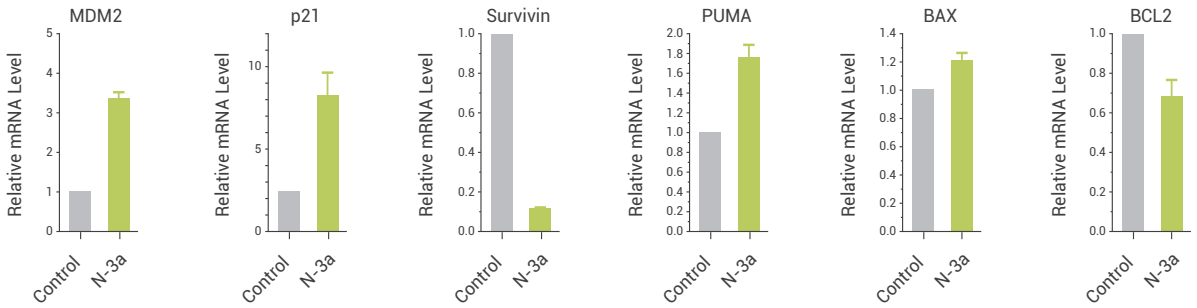
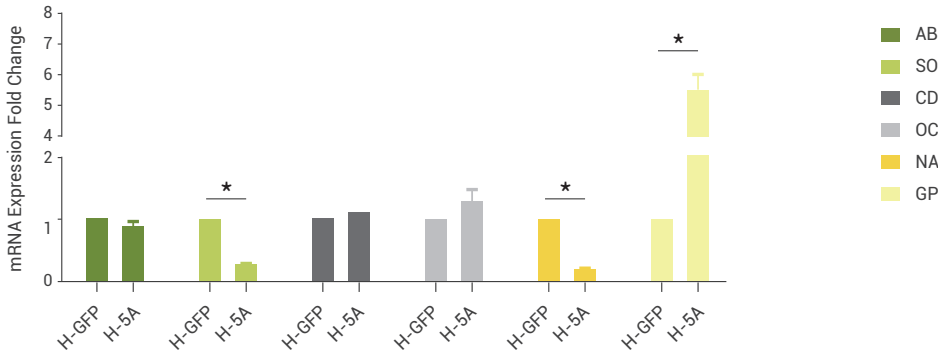




## Brand Comparison



## Customer Validations



## Advantages

- Ready to use
- High sensitivity
- High reliability
- Passive reference dyes are provided for different qPCR instruments
- Optimized buffer
- High specificity

## Magnetic Beads and Agarose

Protein A/G Magnetic Beads

Protein A Magnetic Beads

Protein G Magnetic Beads

Anti-HA Magnetic Beads

Anti-c-Myc Magnetic Beads

Protein A Agarose

Anti-Flag Affinity Gel

Anti-Flag Magnetic Beads

Streptavidin Magnetic Beads

Protein L Magnetic Beads

Anti-GST Magnetic Beads

Glutathione Magnetic Agarose Beads

Protein G Agarose

Magnetic Stand

Ni-NTA His-Tag Purification Agarose

Glutathione Agarose

Affinity Chromatography Columns

Anti-His Magnetic Beads

Protein L Agarose

## Magnetic Beads

Product Name	Bead Diameter	Bead Concentration	Binding Capacity	Application	Recommended Dose
HY-K0202 Protein A/G Magnetic Beads	2 µm	10 mg/mL	0.5 mg/mL	IP, Co-IP, CHIP	25 µL
HY-K0203 Protein A Magnetic Beads	2 µm	10 mg/mL	0.5 mg/mL	IP, Co-IP, CHIP	25 µL
HY-K0204 Protein G Magnetic Beads	2 µm	10 mg/mL	0.5 mg/mL	IP, Co-IP, CHIP	25 µL
HY-K0201 Anti-HA Magnetic Beads	2 µm	10 mg/mL	>0.5 mg/mL	IP, Protein Purification	10 µL
HY-K0206 Anti-c-Myc Magnetic Beads	2 µm	10 mg/mL	>1 mg/mL	IP, Protein Purification	10 µL
HY-K0207 Anti-Flag Magnetic Beads	0.2 µm	10 mg/mL	>0.6 mg/mL	IP, Protein Purification	10 µL
HY-K0208 Streptavidin Magnetic Beads	1 µm	10 mg/mL	>1100 pmol/mg (Free Biotin) >20 µg/mg (Biotin-IgG) >500 pmol/mg (Biotinylated oligonucleotides)	IP, Protein Purification, Cell Isolation	-
HY-K0205 Protein L Magnetic Beads	2 µm	10 mg/mL	≥1 mg/mL	IP, Co-IP, CHIP	25 µL
HY-K0222 Anti-GST Magnetic Beads	0.2 µm	10 mg/mL	>0.6 mg/mL	IP, Co-IP, Protein Purification	20 µL



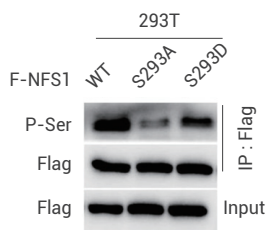


Product Name	Bead Diameter	Bead Concentration	Binding Capacity	Application	Recommended Dose
HY-K0234 Glutathione Magnetic Agarose Beads	30-100 $\mu\text{m}$	-	5-10 mg/mL	Pull-down GST-tag Protein Purification	-
HY-K0209 Anti-His Magnetic Beads	2 $\mu\text{m}$	10 mg/mL	>0.5 mg/mL	IP, Protein Purification	25 $\mu\text{L}$

## Advantages

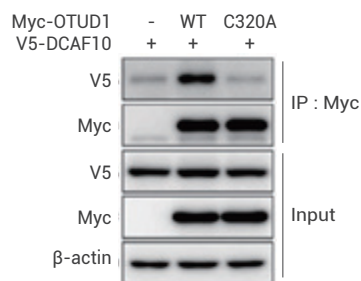
- Convenient and time saving
- Minimal sample loss
- Low non-specific binding
- High protein binding capacity
- Stable, one bottle solution

## Customer Validations



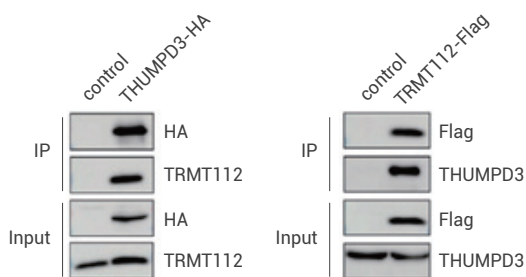
### HY-K0202 Protein A/G Magnetic Beads

IP analysis for target proteins expressed in 293T cells.



### HY-K0206 Anti-c-Myc Magnetic Beads

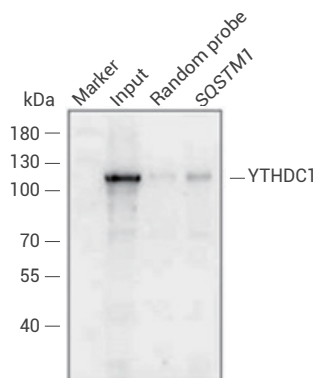
Immunoprecipitation for c-Myc-tag protein from KYSE30 cells.



### HY-K0201 Anti-HA Magnetic Beads

### HY-K0207 Anti-Flag Magnetic Beads

Immunoprecipitation for HA-tag protein and Flag-tag protein from HEK293T cells.




### HY-K0208 Streptavidin Magnetic Beads

RNA affinity-isolation analysis of the interaction between YTHDC1 protein and SQSTM1 mRNA in HaCaT cells treated with normal glucose.

## Magnetic Stand

The MCE Magnetic Stand is optimized for efficient magnetic separation of all types of MCE Magnetic Beads with sample volumes ranging from 10  $\mu$ L to 15 mL.



### Advantages

- Applicable to 200  $\mu$ L PCR tubes, 1.5/2 mL EP tubes and 15 mL centrifuge tubes
- Unique sandwich groove design, provides a good control and visibility for sample
- Strong magnetic core to achieve fast and efficient separation
- For antibody purification, IP, co-IP, cell sorting and nucleic acid separation

Cat. No.	Product Name	Size	Application
HY-K0200	MCE Magnetic Stand	200 $\mu$ L-2 mL-15 mL	IP, Co-IP, ChIP, Protein Purification, Cell Isolation

## Protein Purification Agarose

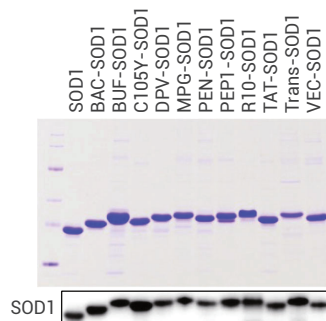
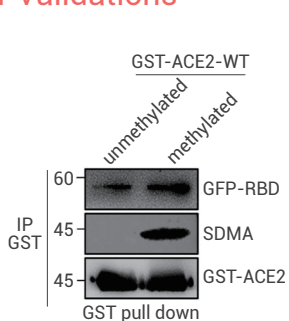
Product Name	Bead Concentration	Binding Capacity	Application
HY-K0213 <b>Protein A Agarose</b>	50% slurry	>20 mg human IgG/mL Settled Resin	Antibody Purification
HY-K0214 <b>Protein G Agarose</b>	50% slurry	>20 mg human IgG/mL Settled Resin	Antibody Purification
HY-K0215 <b>Protein L Agarose</b>	50% slurry	>20 mg human IgG/mL Settled Resin	Antibody Purification
HY-K0218 <b>Streptavidin Agarose</b>	50% slurry	>30 $\mu$ g of D-Biotin/mL Settled Resin	Separation and purification of biotinylated biomolecules
HY-K0217 <b>Anti-Flag Affinity Gel</b>	50% slurry	>1.1 mg of Flag-tagged proteins /mL Settled Resin	Purification of Flag-tagged proteins
HY-K0210 <b>Ni-NTA His-Tag Purification Agarose</b>	50% slurry	>40 mg 6 $\times$ His-tagged Protein/mL Settled Resin	Purification of His-tagged proteins
HY-K0211 <b>Glutathione Agarose</b>	50% slurry	>10 mg GST-tagged proteins/mL Settled Resin	Purification of GST-tagged proteins
HY-K0219 <b>High-Affinity Iodoacetyl Agarose</b>	50% slurry	>3 mg Goat IgG/mL Settled Resin	Purification of sulfhydryl-containing biomolecules



## Advantages

- Low non-specific binding
- High protein-binding capacity and stability
- High performance purification

## Customer Validations



### HY-K0211 Glutathione Agarose

GST pull-down assays to detect ACE2-RBD association in vitro.

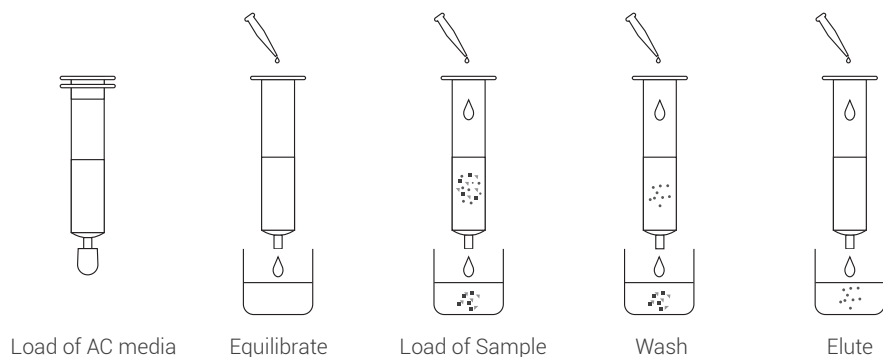
### HY-K0210 Ni-NTA His-Tag Purification Agarose

Eleven CPPs-SOD1s were expressed, purified by Ni-NTA beads, and detected by Coomassie brilliant blue staining (upper panel) and Western blot (lower panel).

## Affinity Chromatography Columns

Cat. No.	Product Name	Package
HY-K0221-1 mL	Affinity Chromatography Column-1 mL	10 pcs
HY-K0221-3 mL	Affinity Chromatography Column-3 mL	10 pcs
HY-K0221-6 mL	Affinity Chromatography Column-6 mL	10 pcs
HY-K0221-12 mL	Affinity Chromatography Column-12 mL	10 pcs
HY-K0221-30 mL	Affinity Chromatography Column-30 mL	5 pcs
HY-K0221-60 mL	Affinity Chromatography Column-60 mL	5 pcs

## Column Reference



# Cell Counting Kit-8

Cat. No.: HY-K0301

**Cell Counting Kit-8 (CCK-8)** is a convenient, nonradioactive and one-step ready-to-use assay kit for determining the number of viable cells in cell proliferation and cytotoxicity assays.

MCE's CCK-8 Kit shows superb linearity, excellent stabilization and has been experimentally validated in the literature.

## Applications

- Drug Screening Assays
- Cell Proliferation and Viability Assays
- Cell Cytotoxicity Assays
- Anti-tumor Drug Sensitivity Assays

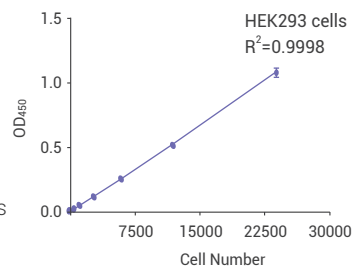
## Superb Linearity

$R^2=0.9998$

Cell Line: HEK293

Medium: DMEM, 10% FBS

Incubation: 37°C, 5% CO<sub>2</sub>, 2 hours



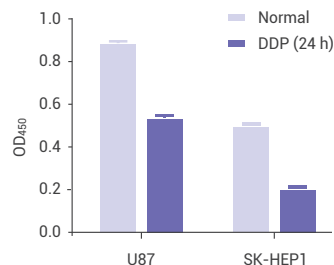
## Customer Validation

Cell line: U87, SK-HEP1

Medium: DMEM, 10% FBS

Chemicals: 200  $\mu$ M Cisplatin (DDP)

Incubation: 37°C, 5% CO<sub>2</sub>, 2 hours



## Advantages

Assays	CCK-8	XTT	WST-1	MTT
Solubility	+	+	+	-
Property	1-Bottle Solution	2-Bottle Solution	1-Bottle Solution	Powder
Preparation	Ready to Use	Mix to Use	Ready to Use	Dissolve to Use
Sensitivity	++	++	++	+
Incubation Time	+++	++	++	+
Wavelength	430-490 nm	420-480 nm	420-480 nm	560-600 nm
Toxicity	-	-	-	+
Reagent Stability	++	-	+	+
HTS Adaption	++	++	++	+
Convenience	+++	++	++	+



# PolyFast Transfection Reagent

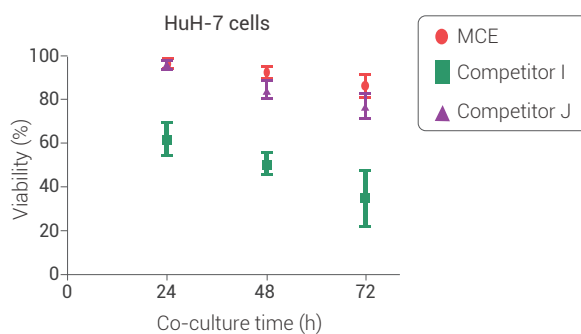
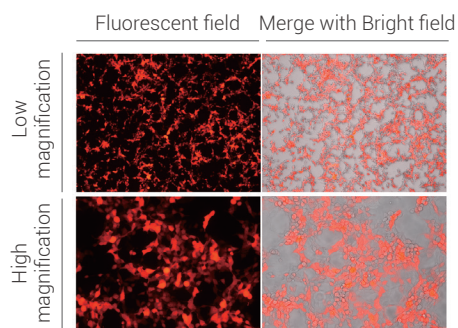
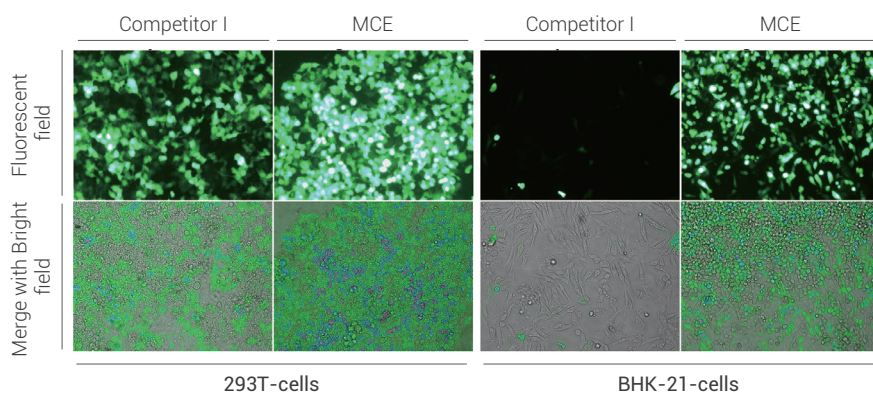
Cat. No.: HY-K1014

MCE PolyFast Transfection Reagent consists of cationic polymers and can introduce nucleic acids (DNA or RNA) into eukaryotic cells.

**Advantages:** Widely applicable to many cell lines

Cell lines that can be transfected							
293T	SF9	HUVEC	C6/36	A549	HT-29	HeLa	CHO-K1
HMEC-1	BHK-21	S2	SP2/0	P3X63Ag8	PBMCs	K562	CT26
THP-1	U118 MG	HuH-7	HepG2	Vero	MDCK	SKNSH	HCT116

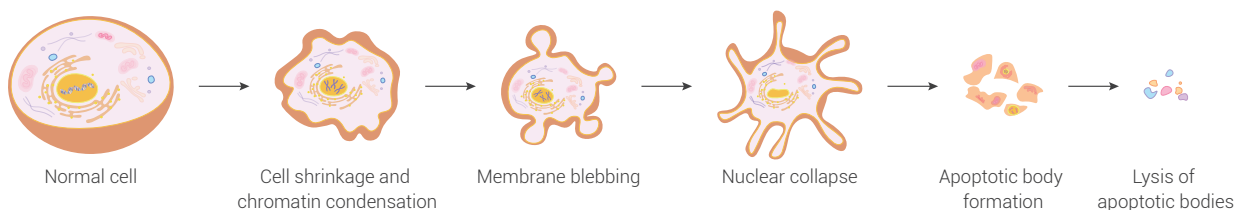
**Advantages:** High transfection efficiency & Low cytotoxicity



## Cell Apoptosis Related Kits

**Apoptosis** is a form of programmed cell death that occurs in multicellular organisms. Many characteristic changes involve in the apoptosis process, including membrane blebbing, cell shrinkage, nuclear fragmentation, chromatin condensation, formation of apoptotic bodies and finally phagocytosis.

### Cell apoptosis process



There are many methods have been developed to detect apoptosis which can be roughly divided into three categories based on cell morphology, biological function and biochemical markers.

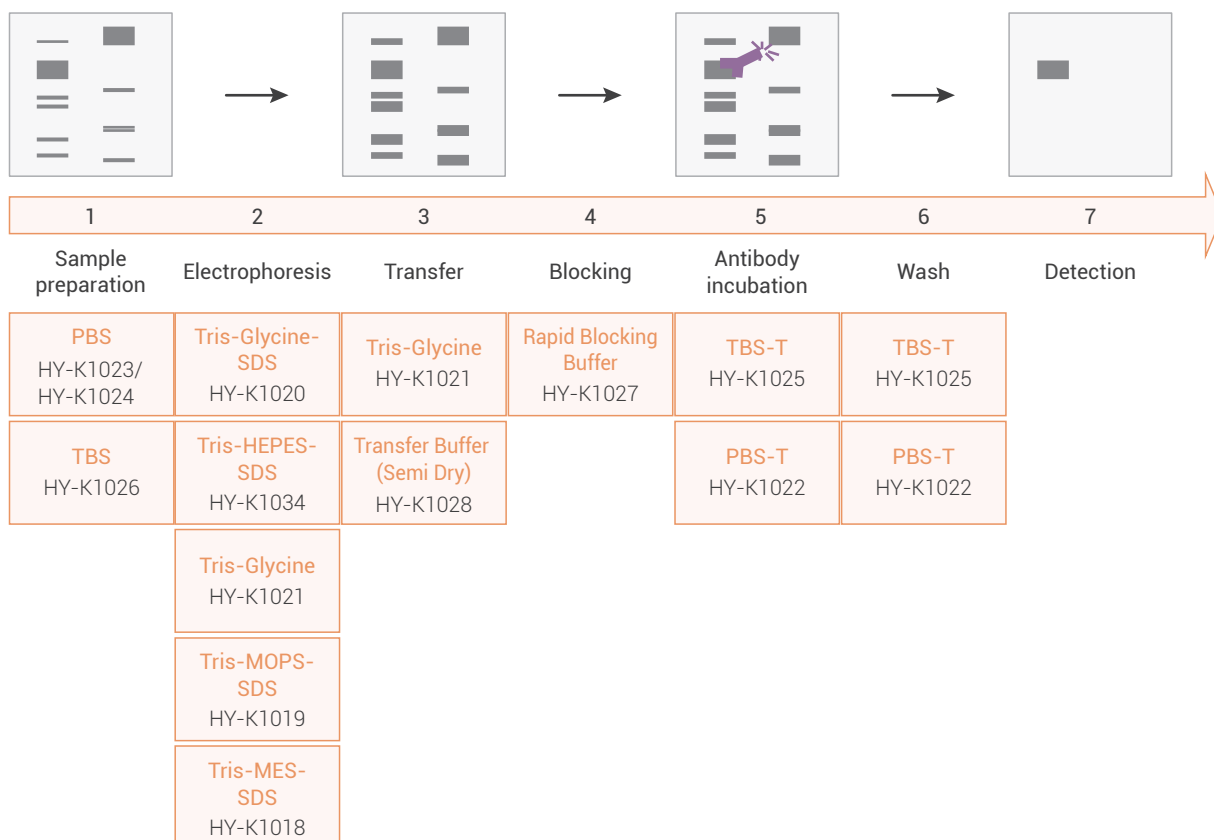
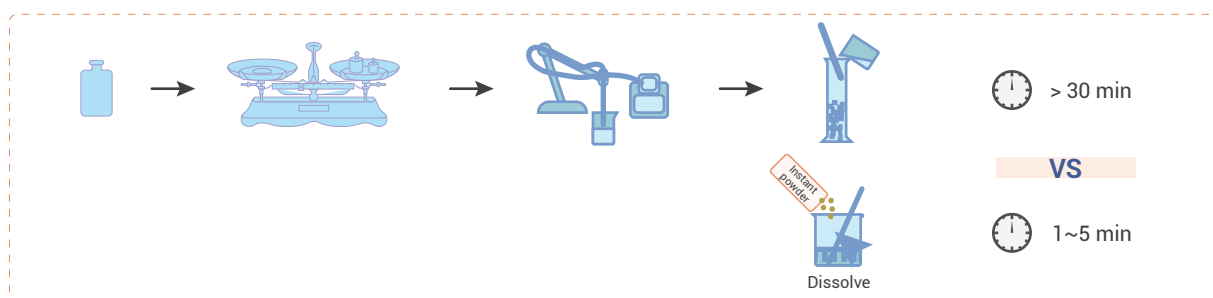
Product Name	Dyes	Application
HY-K1070 Apoptosis and Necrosis Assay Kit	Hoechst 33342 PI	Nuclear staining
HY-K1071 Cell Cycle and Apoptosis Analysis Kit (PI staining)	PI	Nuclear staining
HY-K1072 Cell Apoptosis Analysis Kit (Hoechst staining)	Hoechst 33258	Nuclear staining
HY-K1073 Annexin V-FITC/PI Apoptosis Detection Kit	FITC PI	Phosphatidylserine (PS) Exposure
HY-K1074 Annexin V-EGFP/PI Apoptosis Detection Kit	EGFP PI	Phosphatidylserine (PS) Exposure
HY-K1075 Annexin V-PE Apoptosis Detection Kit	PE	Phosphatidylserine (PS) Exposure
HY-K1077 Annexin V-mCherry/SYTOX Green Apoptosis Detection Kit	MCherry SYTOX Green	Phosphatidylserine (PS) Exposure
HY-K0601 JC-1 Mitochondrial Membrane Potential Assay Kit	JC-1	Mitochondrial Membrane Potential
HY-K1078 One Step TUNEL Apoptosis Detection Kit (FITC)	FITC	DNA Fragmentation (TUNEL Method)
HY-K1079 One Step TUNEL Apoptosis Detection Kit (Cyanine 3)	Cy3	DNA Fragmentation (TUNEL Method)



## Instant Powder

MCE provides commonly used biological buffers in the form of instant powders. Using AR/GR grade raw materials, the powders are fully mixed through technological innovation and process upgrading, thus leading to stronger uniformity. The powders can be quickly dissolved into a buffer solution by adding water.

### Simple to operate and easy to dissolve





Cat. No.: HY-K1007

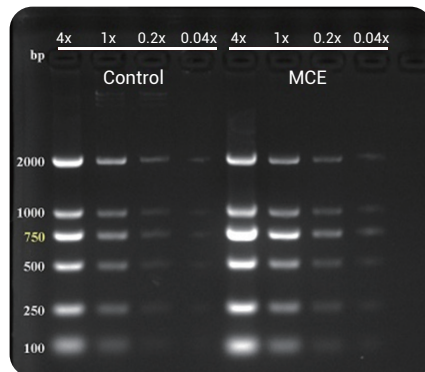
## Red Nucleic Acid Gel Stain (10,000x)

Red Nucleic Acid Gel Stain (10,000x) is a nucleic acid stain that can be used as a safer alternative to the traditional ethidium bromide (EB) stain for detecting nucleic acids in agarose gels or polyacrylamide gels.

### Advantages

- **Impenetrable to cell membrane**
- **High sensitivity:** more sensitively than EB
- **High signal-to-noise ratio:** strong fluorescence signal of the sample, low background signal
- **Strong applicability:** staining dsDNA, ssDNA or RNA
- **Easy to use:** similar to EB; no need to change the buffers or testing equipments

Results of MCE and comparison brand dyes in gel electrophoresis of nucleic acids.

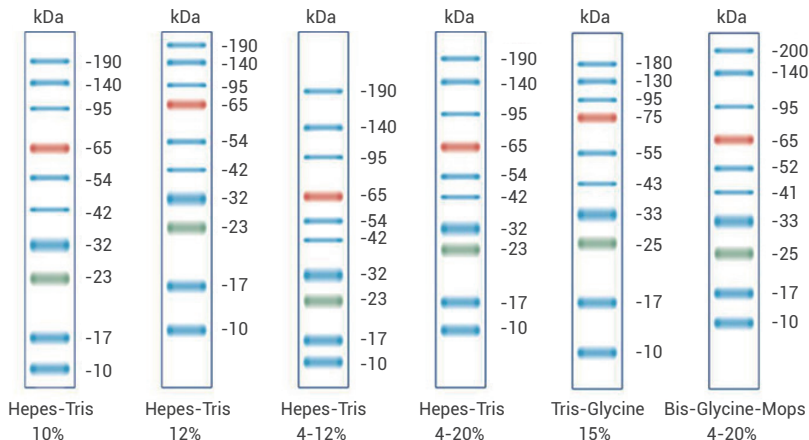


Cat. No.: HY-K1011

## 3-Color Prestained Protein Marker (10-190 kDa)

MCE 3-Color Prestained Protein Marker (10-190 kDa) is a three-color protein standard with 10 prestained proteins ranging from 10 kDa to 190 kDa.

### Migration Patterns of 3-Color Prestained Protein Marker (10-190 kDa)







# Inhibitory Antibodies

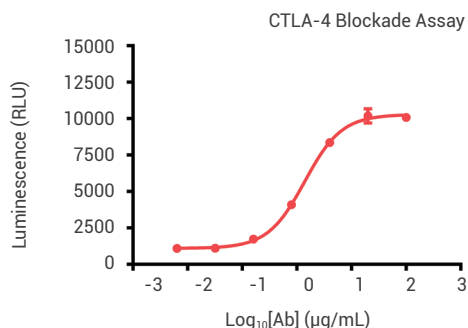
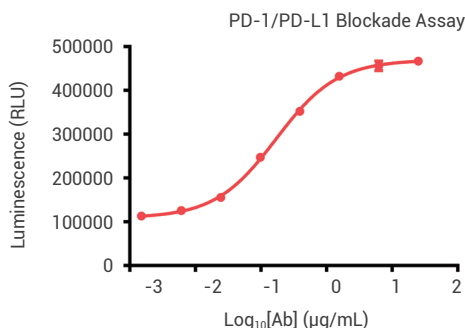
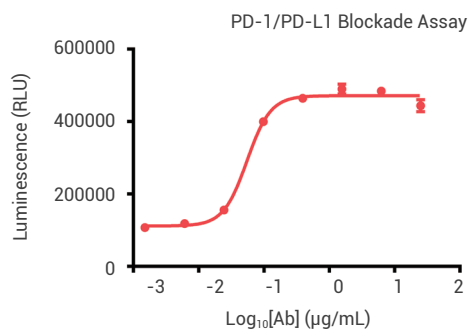
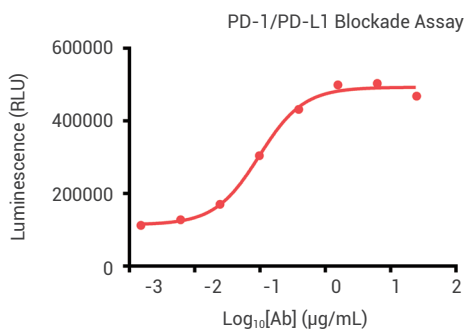
**MCE Inhibitory Antibodies** are monoclonal antibodies (mAbs) that have been extensively used in the hottest research areas, such as cancer, immunology and infection.

These monoclonal antibodies (mAbs) bind monospecifically to targeted cells or proteins, either stimulating the immune system to attack the malignant tumor cells or preventing tumor growth by blocking specific cell receptors. Targets include PD-1, PD-L1, EGFR, VEGFR, TNF-alpha etc. Those mAbs have been used or tested in clinical practice to treat diseases such as non-Hodgkin lymphoma, Hemophilia A, renal cell carcinoma, Parkinson's disease and metastatic HER2-positive breast cancer.

## Advantages

- Covering a broad range of targets in the hottest research areas
- High purity:  $\geq 98\%$
- Low endotoxin:  $< 1$  EU/mg
- Biological activity confirmed by cell assays
- In vivo grade antibodies

## Blockade Bioassay Validations



Cat. No.	Product Name	Biosimilar Type	Target	Isotype
HY-P9904	Anti-Human PD-L1 Antibody	Atezolizumab	PD-L1	IgG1
HY-108730	Anti-Human PD-L1 Antibody	Avelumab	PD-L1	IgG1
HY-P9919	Anti-Human PD-L1 Antibody	Durvalumab	PD-L1	IgG1
HY-P99145	Anti-Mouse PD-L1 Antibody	/	PD-L1	Mouse IgG1
HY-P9903	Anti-Human PD-1 Antibody	Nivolumab	PD-1	IgG4
HY-P9902	Anti-Human PD-1 Antibody	Pembrolizumab	PD-1	IgG4
HY-P9971	Anti-Human PD-1 Antibody	Camrelizumab	PD-1	IgG4
HY-P99048	Anti-Human PD-1 Antibody	Sintilimab	PD-1	IgG4
HY-P99052	Anti-Human PD-1 Antibody	Tislelizumab	PD-1	IgG4
HY-P99144	Anti-Mouse PD-1 Antibody	/	PD-1	Mouse IgG1
HY-P9978	Anti-Human PD-1 Antibody	Toripalimab	PD-1	IgG4
HY-P9907	Anti-Human Erbb2 Antibody	Trastuzumab	HER2	IgG1
HY-P9912	Anti-Human Erbb2 Antibody	Pertuzumab	HER2	IgG1
HY-P9905	Anti-Human EGFR Antibody	Cetuximab	EGFR	IgG1
HY-P99041	Anti-Human EGFR Antibody	Panitumumab	EGFR	IgG2
HY-P9906	Anti-Human VEGF Antibody	Bevacizumab	VEGF	IgG1
HY-P9951	Anti-Human VEGFA Antibody	Ranibizumab	VEGFA	IgG1
HY-P9913	Anti-Human CD20 Antibody	Rituximab	CD20	IgG1
HY-P9961	Anti-Human CD20 Antibody	Ofatumumab	CD20	IgG1
HY-P9910	Anti-Human CD20 Antibody	Obinutuzumab	CD20	IgG1
HY-P9981	Anti-Human CD19 Antibody	Tafasitamab	CD19	IgG1
HY-P99008	Anti-Human CD14 Antibody	Atibuclimab	CD14	IgG4
HY-P9908	Anti-Human TNF $\alpha$ Antibody	Adalimumab	TNF $\alpha$	IgG1
HY-P9970	Anti-Human TNF $\alpha$ Antibody	Infliximab	TNF $\alpha$	IgG1
HY-P99148	Anti-Mouse TNF $\alpha$ Antibody	/	TNF $\alpha$	Armenian Hamster IgG
HY-P9917	Anti-Human IL-6R Antibody	Tocilizumab	IL-6R	IgG1
HY-P9916	Anti-Human IL-6R Antibody	Sarilumab	IL-6R	IgG1
HY-P99112	Anti-Human IL-6R Antibody	Satralizumab	IL-6R	IgG2
HY-P9956	Anti-Human IL-6 Antibody	Siltuximab	IL-6	IgG1
HY-P9926	Anti-Human IL-4R Antibody	Dupilumab	IL-4R	IgG4
HY-P99018	Anti-Human IL-33 Antibody	Etokimab	IL-33	IgG1
HY-108852	Anti-Human IL-2R Antibody	Basiliximab	IL-2R	IgG1
HY-P9931	Anti-Human IL-23 Antibody	Guselkumab	IL-23	IgG1



Cat. No.	Product Name	Biosimilar Type	Target	Isotype
HY-P99140	Anti-Mouse IL-1R Antibody	/	IL-1R1	Armenian Hamster IgG
HY-108810	Anti-Human IL-1B Antibody	Canakinumab	IL-1B	IgG1
HY-P99139	Anti-Mouse IL-1B Antibody	/	IL-1B	Armenian Hamster IgG
HY-P99138	Anti-Mouse IL-1A Antibody	/	IL-1A	Armenian Hamster IgG1
HY-P9927	Anti-Human IL-17A Antibody	Secukinumab	IL-17A	IgG1
HY-P9924	Anti-Human IL-17A Antibody	Ixekizumab	IL-17A	IgG4
HY-P99025	Anti-Human IL-13 Antibody	Lebrikizumab	IL-13	IgG4
HY-P99053	Anti-Human IL-13 Antibody	Tralokinumab	IL-13	IgG4
HY-P9950	Anti-Human Human IgE Antibody	Omalizumab	IgE	IgG1
HY-P99191	Anti-Human IFN $\gamma$ Antibody	Emapalumab	IFN $\gamma$	IgG1
HY-P99136	Anti-Mouse IFN $\gamma$ Antibody	/	IFN $\gamma$	Armenian Hamster IgG
HY-P9928	Anti-Human PCSK9 Antibody	Alirocumab	PCSK9	IgG1
HY-P9930	Anti-Human PCSK9 Antibody	Evolocumab	PCSK9	IgG2
HY-P99032	Anti-Human NKG2A Antibody	Monalizumab	NKG2A	IgG4
HY-P99143	Anti-Mouse NK1.1 Antibody	/	NK1.1	Mouse IgG2a
HY-P99016	Anti-Human Nectin-4 Antibody	Enfortumab	Nectin-4	IgG1
HY-P99006	Anti-Human MSLN Antibody	Amatuximab	MSLN	IgG1
HY-P99027	Anti-Human LAG3 Antibody	Ieramilimab	LAG3	IgG4
HY-P99156	Anti-Human LAG3 Antibody	Relatlimab	LAG3	IgG4
HY-P99141	Anti-Mouse LAG-3 Antibody	/	LAG3	Rat IgG1
HY-108831	Anti-Human Integrin $\alpha$ 4 $\beta$ 1 Antibody	Natalizumab	Integrin $\alpha$ 4 $\beta$ 1	IgG4
HY-P99045	Anti-Human TROP2 Antibody	Sacituzumab	TROP2	IgG1
HY-P9958	Anti-Human TNFSF11 Antibody	Denosumab	TNFSF11	IgG2
HY-P99149	Anti-Mouse TNFR2 Antibody	/	TNFR2	Armenian Hamster IgG
HY-P99044	Anti-Human Tim-3 Antibody	Sabatolimab	TIM-3	IgG4
HY-P9986	Anti-Human TIGIT Antibody	Tiragolumab	TIGIT	IgG4
HY-P99020	Anti-Human TGFB Antibody	Fresolimumab	TGFB	IgG4
HY-P99146	Anti-Mouse TCR $\gamma$ / $\delta$ Antibody	/	TCR $\gamma$ / $\delta$	Armenian Hamster IgG
HY-P99147	Anti-Mouse TCR V $\gamma$ 2 Antibody	/	TCR V $\gamma$ 2	Armenian Hamster IgG
HY-P9982	Anti-Human SOST Antibody	Romosozumab	SOST	IgG2
HY-P9801	Anti-Spike-RBD mAb	/	SARS-CoV-2	IgG1
HY-P9802	Anti-Spike-RBD Single Domain mAb	/	SARS-CoV-2	VHH-huFc
HY-P9803	Anti-SARS-80R mAb	/	SARS-CoV	IgG2

Cat. No.	Product Name	Biosimilar Type	Target	Isotype
HY-P9944	Anti-Human RSV-F Antibody	Palivizumab	RSV	IgG1
HY-P99040	Anti-Human VISTA Antibody	Onvatilimab	VISTA	IgG1
HY-P9920	Anti-Human VEGFR2 Antibody	Ramucirumab	VEGFR2	IgG1
HY-P99135	Anti-Mouse H-2K Antibody	/	H-2K	Mouse IgG2b
HY-P99013	Anti-Human GPC3 Antibody	Codrituzumab	GPC3	IgG1
HY-P99031	Anti-Human GM-CSF Antibody	Mavrilimumab	GM-CSF	IgG4
HY-P99134	Anti-Mouse GM-CSF Antibody	/	GM-CSF	Rat IgG2a
HY-P99010	Anti-Human FGFR2 Antibody	Bemarituzumab	FGFR2	IgG1
HY-P99007	Anti-Human FGFR Antibody	Aprutumab	FGFR	IgG1
HY-P9979	Anti-Human FcRn Antibody	Rozanolixizumab	FcRn	IgG4
HY-P99037	Anti-Human FcRn Antibody	Nipocalimab	FcRn	IgG1
HY-P99133	Anti-Mouse Fas Ligand Antibody	/	Fas Ligand	Armenian Hamster IgG
HY-P99043	Anti-Human DLL3 Antibody	Rovalpituzumab	DLL3	IgG1
HY-P9901	Anti-Human CTLA4 Antibody	Ipilimumab	CTLA4	IgG1
HY-P9918	Anti-Human CTLA4 Antibody	Tremelimumab	CTLA4	IgG2
HY-P99132	Anti-Mouse CTLA4 Antibody	/	CTLA4	Mouse IgG2b
HY-P99245	Anti-Human CSF1R Antibody	Emactuzumab	CSF1R	IgG1
HY-P9965	Anti-Human CS1 Antibody	Elotuzumab	CS1	IgG1
HY-P99058	Anti-Human CLDN18.2 Antibody	Zolbetuximab	CLDN18.2	IgG1
HY-P99021	Anti-Human CGRP Antibody	Galcanezumab	CGRP	IgG4
HY-P99019	Anti-Human CGRP Antibody	Fremanezumab	CGRP	IgG2
HY-P99051	Anti-Human CEACAM6 Antibody	Tinurilimab	CEACAM6	IgG2
HY-P99130	Anti-Mouse CD90 Antibody	/	CD90	Rat IgG2b
HY-P99129	Anti-Mouse CD8a Antibody	/	CD8a	Rat IgG2a
HY-P99128	Anti-Mouse CD8 beta Antibody	/	CD8 beta	Rat IgG1
HY-P99042	Anti--human CD79b Antibody	Polatuzumab	CD79b	IgG1
HY-P99039	Anti-Human CD73 Antibody	Oleclumab	CD73	IgG1
HY-P99014	Anti-Human CD70 Antibody	Cusatuzumab	CD70	IgG1
HY-P99127	Anti-Mouse CD54 Antibody	/	CD54	Rat IgG2b
HY-P9948	Anti-Human CD52 Antibody	Alemtuzumab	CD52	IgG1
HY-P99029	Anti-Human CD47 Antibody	Magrolimab	CD47	IgG4
HY-P99026	Anti-Human CD47 Antibody	Lemzoparlimab	CD47	IgG4
HY-P99126	Anti-Mouse CD44 Antibody	/	CD44	Rat IgG2b



# Peptides

Tag Peptides

Hot Peptides

Custom Peptide Synthesis

**Peptides** are often used in functional analysis, antibody research, vaccine research and especially in the field of drug research and development. Peptides have a variety of biological functions, such as, anti-thrombosis, anti-hypertension, antibacteria, antiviral, anticancer and antioxidation, immunoregulation, and cholesterol-lowering effects.

MedChemExpress (MCE) offers a wide range of tag peptides, amino acid derivatives, blocking peptides, and bioactive peptides to customers.

## Advantages

- Innovation and diversification
- High purity and excellent activity
- Thorough analytical tests
- In-stock and fast delivery
- Professional technical support

## Applications

Epitope mapping, Enzyme specificity and enzymatic mechanisms, Identification/synthesis of post-translational modifications, Blocking and competition assays of proteases, Biological effects of defined peptides, Non-quantitative enzyme-substrate studies, Antibody-antigen interactions, Non-quantitative peptide blocking studies, Structure/dynamics/folding of peptides and proteins.

## Tag Peptides

(extensively used to isolate, purify, detect, and track the protein of interest in cell biology and biochemistry)

Cat. No.	Product Name	Information
HY-P0319	<b>3× FLAG peptide</b>	3× FLAG Peptide is a synthetic peptide with a 3-time repeated DYKXXD motif.
HY-P0239	<b>HA Peptide</b>	HA Peptide (HA tag) is a 9-mer peptide derived from the human influenza hemagglutinin (HA).
HY-P0312	<b>c-Myc Peptide Trifluoroacetate</b>	c-Myc Peptide is a synthetic peptide corresponding to the C-terminal amino acids (410-419) of human c-myc protein.
HY-P0294	<b>Hexa-His</b>	Hexa-His is a peptide consisting of 6 His residues.
HY-P0327	<b>T7 Tag Peptide</b>	T7 Tag Peptide is an 11-mer peptide derived from the T7 major capsid protein.
HY-P0223	<b>FLAG peptide</b>	FLAG peptide is an 8-mer peptide (Asp-Tyr-Lys-Asp-Asp-Asp-Lys) with an enterokinase-cleavage site; designed for antibody-mediated identification and purification of recombinant proteins.
HY-P0325	<b>V5 Epitope Tag Peptide</b>	V5 Epitope Tag Peptide is a tag peptide derived from a small epitope present on the P and V proteins of the paramyxovirus of simian virus 5.


Cat. No.	Product Name	Information
HY-P0329	<b>X-press Tag Peptide</b>	X-press Tag Peptide is a tag peptide used for protein purification. X-press Tag is also an N-terminal leader peptide.
HY-P0326	<b>S Tag Peptide</b>	S Tag Peptide is a 15-mer peptide derived from RNase A.
HY-P0328	<b>VSV-G Peptide</b>	VSV-G Peptide is an 11-mer peptide derived from the Vesicular Stomatitis viral glycoprotein.

## Hot Peptides

Cat. No.	Product Name	Information
HY-16658	<b>Z-VAD(OMe)-FMK</b>	Z-VAD (OMe)-FMK is a cell-permeable, pan-caspase inhibitor.
HY-P1156	<b>Insulin (cattle)</b>	Insulin cattle is a polypeptide hormone that regulates glucose metabolism in pancreatic islet B-cells.
HY-P0265	<b><math>\beta</math>-Amyloid 1-40</b>	$\beta$ -Amyloid (1-40) is a primary protein in plaques found in the brains of patients with Alzheimer's disease.
HY-P0252	<b><math>\alpha</math>-Melanocyte-Stimulating Hormone (MSH), amide</b>	$\alpha$ -Melanocyte-Stimulating Hormone (MSH), amide stimulates melanocortin 1 receptor that results in the activation of adenylyl cyclase.
HY-P0216	<b>A 779</b>	A 779 is a specific antagonist of G-protein coupled receptor (Mas receptor), which is an Ang1-7 receptor distinct from the classical AngII.
HY-P0201	<b>Substance P</b>	Substance P is a neuropeptide, acting as a neurotransmitter and as a neuromodulator.
HY-P0175	<b>740 Y-P</b>	740 Y-P (PDGFR 740Y-P) is a potent and cell permeable PI3K activator.
HY-101297	<b>Z-IETD-FMK</b>	Z-IETD-FMK is a selective and cell permeable caspase 8 inhibitor.
HY-13443	<b>Exendin-4</b>	Exendin-4, a 39-mer peptide, is a long-acting glucagon-like peptide -1 receptor agonist with an $IC_{50}$ of 3.22 nM.
HY-P0017	<b>Aprotinin</b>	Aprotinin is a serine protease inhibitor isolated from bovine lung which inhibits trypsin and chymotrypsin with $K_i$ values of 0.06 pM and 9 nM, respectively.
HY-18234A	<b>Leupeptin hemisulfate</b>	Leupeptin hemisulfate is a reversible, competitive serine/cysteine protease inhibitor, which has been shown to inhibit cathepsins B, H, L, and S, calpain, and trypsin.
HY-P0018	<b>Pepstatin</b>	Pepstatin is a specific aspartic proteases inhibitor produced by actinomycetes, and also inhibits HIV protease.
HY-P0035	<b>Insulin (human)</b>	Insulin (human) is a polypeptide hormone that regulates the level of glucose. It is a dimer of an A-chain and a B-chain, which are linked together by disulfide bonds.
HY-12403	<b>Angiotensin 1-7</b>	Angiotensin (1-7) inhibits purified canine angiotensin converting enzyme (ACE) activity with an $IC_{50}$ of 0.65 $\mu$ M.
HY-P0014	<b>Liraglutide</b>	Liraglutide is a glucagon-like peptide-1 (GLP-1) receptor agonist used clinically to treat type 2 diabetes mellitus.
HY-12290	<b>Arg-Gly-Asp-Ser</b>	Arg-Gly-Asp-Ser is an integrin binding sequence that inhibits integrin receptor function.
HY-P0023	<b>Cyclo(-RGDfK)</b>	Cyclo(-RGDfK) is a potent and selective inhibitor of the $\alpha v\beta 3$ integrin.
HY-P0069	<b>D-JNKI-1</b>	D-JNKI-1 is a specific inhibitor of JNK, and strongly interferes with JNK activation.
HY-P0081	<b>Bax inhibitor peptide V5</b>	Bax inhibitor peptide V5 is a Bax-mediated apoptosis inhibitor, used for cancer treatment.
HY-P0118	<b>Disitertide</b>	Disitertide also named P144, is a inhibitor of TGF- $\beta 1$ .



# Custom Peptide Synthesis



<b>Flexible Quantities:</b>	from mg to kg.
<b>Spectrum of Purities:</b>	crude, desalted, 70% to 98% purity.
<b>Latest Synthesis Technologies:</b>	combination of solid phase and liquid phase synthesis, and microwave and ligation technologies.
<b>Comprehensive Modifications:</b>	more than 300 modifications ranging from phosphorylation, methylation, acetylation, and amidation to stable isotope labeling and conjugations.
<b>Guaranteed Quality:</b>	MS and HPLC analyses performed after the completion of synthesis, purification, and QC steps.
<b>Reliable Technical Support:</b>	MedChemExpress technical account managers and online resources provide the best service during the entire research cycle.

● **Standard Peptide Synthesis:**  
Flexible Quantities and Purities

● **Modifications of Peptide:**

Phosphorylation, Methylation, Acetylation, and Amidation etc.



● **Peptide Library:**

Fast, Precise and Novel

● **Recombinant Peptides:**

More Options for Length, Sequence and Size

# Dye Reagents

Cell Structure Dyes

Ion Indicators

ROS/RNS Probes

Cell Viability and Cell Death

Oligonucleotide / Protein Labeling

Fluorescent Enzyme Substrates

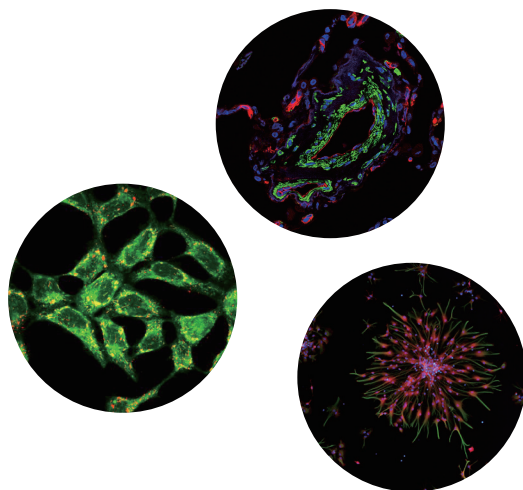
**Dye Reagents** are a class of aromatic hydrocarbons and heterocyclic compounds that can be excited through photoexcitation-fluorescence groups and emit fluorescence.

## Applications

- Immunofluorescence, fluorescent probes, cell staining, ion indicators
- Specific DNA staining, for chromosome analysis, cell cycle, apoptosis and other related research
- Multiple staining makes it possible to assess the topographic relationship of different targets

## Advantages

- High sensitivity
- High selectivity
- Cost-effective choice
- Strong technical support



## Cell Structure Dyes

Cat. No.	Product Name	Ex (nm)	Em (nm)	Cat. No.	Product Name	Ex (nm)	Em (nm)
<b>Membrane Probes</b>				HY-K0902	Fluorescein Phalloidin	496	516
HY-D1028	DiD	644	665	HY-P7720	Phalloidin-TRITC	544	570
HY-D0083	DiI	549	565	<b>Membrane Potential Probes</b>			
HY-D0969	DiO	484	501	HY-101891	Di-8-ANEPPS	465	635
<b>Fluorescent Cytosolic Tracers</b>				HY-101892	DiBAC4(3)	490	516
HY-D0938	CFSE	485	535	HY-D0986	TMA-DPH	355	430
HY-D0974	Sulforhodamine B	565	586	<b>Mitochondrial Membrane Potential Probes</b>			
<b>Actin-Binding Probes</b>				HY-D0993	Acridine Orange 10-Nonyl Bromide	489	525
HY-K0901	AMCA Phalloidin	353	442	HY-D0084	DiOC6(3)	470	510





Cat. No.	Product Name	Ex (nm)	Em (nm)	Cat. No.	Product Name	Ex (nm)	Em (nm)
HY-15534	JC-1	515/585	529/590	HY-D0996	LDS-751	543 (DNA)	712 (DNA)
HY-D0816	Rhodamine 123	503	527	HY-101879	Acridine Orange	500 (DNA)	526 (DNA)
HY-D0309	Rhodamine 6G	530	575	HY-110250	DFHBI	447	501
HY-D0985A	TMRE	550	575	HY-D0971	Pyronin Y	560	580
HY-D0984	TMRM	530	592	HY-D1020	7-Aminoactinomycin D	546	647
<b>Nuclear Staining</b>				HY-D0815	Propidium Iodide	530	625
HY-D0814	DAPI	358	461	<b>Lysosome Staining</b>			
HY-15558	Hoechst 33258	350	461	HY-D0166	Neutral Red	-	-
HY-15559	Hoechst 33342	350	461	HY-D1300	LysoTracker Red	577	590
HY-15560	Hoechst 34580	392	440	HY-D1296	Green DND-26	495	525

## Ion Indicators

Cat. No.	Product Name	Ex (nm)	Em (nm)	Cat. No.	Product Name	Ex (nm)	Em (nm)
<b>Ca<sup>2+</sup> Indicators</b>				HY-101883	BCECF-AM	490/440	535
HY-101898	Indo-1 AM	338	400/475	HY-D0023	HPTS	450/405	540
HY-D0716	Fluo-3 AM	506	526	<b>Zn<sup>2+</sup> Indicator</b>			
HY-101896	Fluo-4 AM	494	516	HY-D0982	Zinquin	364	385
HY-D0989	Rhod-2 AM	540	575	<b>Na<sup>+</sup> Indicator</b>			
<b>Cl<sup>-</sup> Indicators</b>				HY-126831	SBFI-AM	340	395
HY-D0090	MQAE	350	460	<b>K<sup>+</sup> Indicator</b>			
HY-D0936	SPQ	344	443	HY-D1435	Oxonol VI	532	630
<b>pH Indicators</b>				HY-136872	PBFI-AM	336	530

## ROS/RNS Probes

Cat. No.	Product Name	Ex (nm)	Em (nm)	Cat. No.	Product Name	Ex (nm)	Em (nm)
<b>ROS Probes</b>				HY-D0079	Dihydroethidium	518	606
HY-101893	H <sub>2</sub> FDA	490	514	HY-D1156A	HKSOX-1m (5/6-mixture)	502	520
HY-D0940	H <sub>2</sub> DCFDA	488	525	<b>RNS Probes</b>			
HY-101859	NucPE1	488	538	HY-D0032	DAF2DA	495	515
HY-101894	Dihydrorhodamine 123	488	525	HY-D0717	DAF-FM DA	495	515

## Cell Viability and Cell Death

Cat. No.	Product Name	Ex (nm)	Em (nm)	Cat. No.	Product Name	Ex (nm)	Em (nm)
<b>Cell Viability</b>				HY-D0041	Calcein-AM	495	515
HY-D0814	DAPI	358	461	HY-D1020	7-Aminoactinomycin D	546	647
HY-15559	Hoechst 33342	350	461	HY-D0815	Propidium Iodide	530	625

Cat. No.	Product Name	Ex (nm)	Em (nm)	Cat. No.	Product Name	Ex (nm)	Em (nm)
HY-D0970	Trypan Blue	-	-	<b>Cell Proliferation</b>			
<b>Apoptosis</b>				HY-15924	MTT	-	-
HY-101899	Monochlorobimane	394	490	HY-D0831	WST-8	-	-
HY-100041	Bromobimane	394	490	HY-D0996	LDS 751	543 (DNA)	712 (DNA)
HY-P1003	Ac-DEVD-AMC	400	530	<b>Autophagy</b>			
HY-P1005	Ac-DEVD-AFC	400	530	HY-D1027	Dansylcadaverine	335	518

## Oligonucleotide / Protein Labeling

Cat. No.	Product Name	Ex (nm)	Em (nm)	Cat. No.	Product Name	Ex (nm)	Em (nm)
<b>Cy Series</b>				HY-15937	5(6)-FAM SE	494	519
HY-D0826	Sulfo-Cy2-SE	492	510	HY-15940	5(6)-FAM	494	519
HY-D0822	Sulfo-Cy3	555	570	HY-15941	5(6)-FITC	494	519
HY-D0823	Sulfo-Cy3-SE	555	570	HY-D0807	5-IAF	494	521
HY-D0818	Sulfo-Cy3-YNE	554	568	HY-66019	FITC	492	515
HY-D0819	Sulfo-Cy5-SE	649	670	HY-D0098	Fluorescein-5-maleimide	494	519
HY-D0832	Sulfo-Cy5-N3	649	670	<b>Rhodamines</b>			
HY-D0924	Sulfo-Cy5.5	676	695	HY-D0043	5(6)-ROX	568	591
HY-D0825	Sulfo-Cy7	750	773	HY-15944	5(6)-TAMRA	541	565
HY-D0824	Sulfo-Cy7-SE	750	773	HY-D0723	5(6)-TAMRA SE	546	575
<b>Fluoresceins</b>				HY-101876	Rhodamine 800	693	>720
HY-D0029	5(6)-Aminofluorescein	490	520	HY-D0053	6-ROX	568	585

## Fluorescent Enzyme Substrates

Cat. No.	Product Name	Ex (nm)	Em (nm)	Cat. No.	Product Name	Ex (nm)	Em (nm)
<b>CYP450 Substrates</b>				<b>Glycosidase Substrates</b>			
HY-D0055	3-Cyano-7-ethoxycoumarin	360	455	HY-15935	X-Gluc	-	-
HY-D0027	AMC	351	430	HY-D0935A	MUG	362	445
<b>Hydrolase Substrate</b>				HY-15928	4-Nitrophenyl-β-D-glucopyranoside	-	-
HY-U00452	PL553	210	410	HY-D1026	CUG	386	445
<b>Peroxidase Substrates</b>				HY-15934	X-GAL	-	-
HY-15930	TMB	-	-	<b>Luciferins</b>			
HY-101880	ADHP	530	590	HY-12591B	D-Luciferin potassium salt	-	-
HY-15902	ABTS	-	-	HY-12591	D-Luciferin sodium salt	-	-
<b>Phosphatase Substrates</b>				<b>Coelenterazines</b>			
HY-D0994	MUP	386	448	HY-18743	Coelenterazine	431	468
HY-15909	BCIP	-	-	HY-111382	Diphenylterazine	430	502



# Biochemical Assay Reagents

Co-solvents  
Cell Assay Reagents  
Enzyme Substrates  
Chelating Agents, Indicators, Crosslinkers & Eluents

## Co-solvents

Cat. No.	Product Name	Cat. No.	Product Name
HY-Y1891	Tween 80	HY-Y0873	PEG300
HY-B1659	Glycerol	HY-Y1890	Cremophor EL
HY-W042416	N,N-Dimethylacetamide	HY-Y0842	Formamide
HY-B1620	Polyvinylpyrrolidone	HY-Y0873A	PEG400
HY-Y0921	(±)-1,2-Propanediol	HY-107799	Castor oil
HY-Y1888	Corn oil	HY-Y1893	Solutol HS-15
HY-Y1887	COTTONSEED OIL	HY-Y1889	Sodium carboxymethyl cellulose
HY-125861	Methyl cellulose	HY-Y1892	Gelucire 14/44

## Cell Assay Reagents

Cat. No.	Product Name	Information
HY-D0831	WST-8	WST-8 is a water-soluble tetrazolium dye, WST-8 enhances sensitivity of the WST-8-based assay over the conventional MTS-based assay.
HY-15924	MTT	MTT, a yellow tetrazole, is reduced to purple formazan in living cells, and used for assessing cell metabolic activity.
HY-B1102	Evans Blue	Evans Blue is a potent inhibitor of L-glutamate uptake via the membrane bound excitatory amino acid transporter (EAAT).
HY-19804A	Photo-lysine Hydrochloride	Photo-lysine hydrochloride, a new lysine-based photo-reactive amino acid, captures proteins that bind lysine post-translational modifications.
HY-100894	Biotin-VAD-FMK	Biotin-VAD-FMK is a cell permeable, irreversible biotin-labeled caspase inhibitor, used to identify active caspases in cell lysates.
HY-15680	O-Propargyl-Puromycin	O-Propargyl-Puromycin, an alkyne analog of puromycin, is a potent protein synthesis inhibitor.

## Enzyme Substrates

Cat. No.	Product Name	Information
HY-15926	ONPG	ONPG is a colorimetric and spectrophotometric substrate for detection of $\beta$ -galactosidase activity.
HY-D0714	Tetrazolium Red	Tetrazolium Red is used to visualize dehydrogenase enzyme activity; initially the tetrazolium solution is colorless but changes to red when it comes into contact with hydrogen.
HY-D0183	ATP-polyamine-biotin	APB is a cell-permeable, efficient kinase cosubstrate with conversions and kinetics similar to those of other known ATP analogues.
HY-D0719	Fluorescein Diacetate	Fluorescein diacetate is a cell permeable esterase-substrate. Fluorescein diacetate can be used as a fluorogenic substrate for hGSTP1-1.
HY-15906	AMPPD	AMPPD is a biochemistry ultrasensitive alkaline phosphatase substrate.
HY-15902	ABTS diammonium salt	ABTS diammonium salt is a substrate for horseradish peroxidase (HRP) conjugate.
HY-15936	$\gamma$ -GT	$\gamma$ -GT is a substrate for $\gamma$ -glutamyl transferase in biochemical test.
HY-15927	PNPG	PNPG is a chromogenic $\beta$ -D-glucosidase substrate, producing a yellow solution upon cleavage.
HY-D0255	o-Dianisidine dihydrochloride	o-Dianisidine dihydrochloride is a colorimetric peroxidase substrate suitable for use in ELISA procedures.
HY-P0022	pGlu-Pro-Arg-MNA	pGlu-Pro-Arg-MNA is a chromogenic substrate.
HY-P0020A	Tos-Gly-Pro-Arg-ANBA-IPA acetate	Tos-Gly-Pro-Arg-ANBA-IPA is a p-nitroanilide tripeptide substrate of thrombin.
HY-15911	CNP-AFU	CNP-AFU is a substrate for alpha-L-fucosidase(AFU).
HY-P0022A	pGlu-Pro-Arg-MNA monoacetate	pGlu-Pro-Arg-MNA monoacetate is a chromogenic substrate.
HY-P0020	Tos-Gly-Pro-Arg-ANBA-IPA	Tos-Gly-Pro-Arg-ANBA-IPA is a fluorogenic substrate.

## Chelating Agents, Indicators, Crosslinkers & Eluents

Cat. No.	Product Name	Information
HY-B1295	Citric acid trilithium salt tetrahydrate	Citric acid trilithium salt tetrahydrate is a pharmaceutical and construction material, used in HPLC gradient elution for quantitative amino acid analysis.
HY-100168	BAPTA	BAPTA is a specific chelator of $\text{Ca}^{2+}$ , suppresses intracellular reactive oxygen species (ROS) levels.
HY-18593	6-O- $\alpha$ -Maltosyl- $\beta$ -cyclodextrin	6-O- $\alpha$ -Maltosyl- $\beta$ -cyclodextrin is a cellular cholesterol modifier which can form soluble inclusion complex with cholesterol.
HY-101183	THK5351	THK5351 can be radiolabeled and used as a radiotracer for in vivo imaging of tau pathology in the brain.
HY-101794	2-(Pyridyldithio)ethylamine hydrochloride	2-(Pyridyldithio)ethylamine hydrochloride is a novel disulfide intercalating cross-linking reagent.
HY-B1024	DL-Panthenol	DL-Panthenol is an intermediate of organic synthesis.



## Recombinant Proteins

Cytokines and Growth Factors  
Immune Checkpoint Proteins  
CAR-T related Proteins  
CD Antigens  
Fluorescent-labeled Proteins

Fc Receptor Proteins  
Receptor Proteins  
Enzymes & Regulators  
Complement System Related Proteins

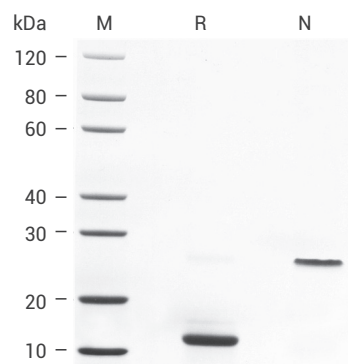
Ubiquitin Related Proteins  
Viral Proteins  
Biotinylated Proteins  
GMP-grade Proteins

**Recombinant proteins** are encoded by recombinant DNA that has been cloned in a system that supports gene expression. The host cells used for recombinant protein production can be derived from bacteria, mammalian cell, insect and yeast. Recombinant proteins have been widely used in most hot research areas such as immune checkpoints, antibody drug targets, CAR-T cell therapy targets, Fc receptors, influenza viral proteins and cytokines.

**Applications:** Immunology assay, Cell culture assay, Cell therapy, Apoptosis research, Stem cell culture and expansion, Functional analysis, In vitro biochemical analysis, Antibody production, Positive control, ELISA assay, Interaction analysis.

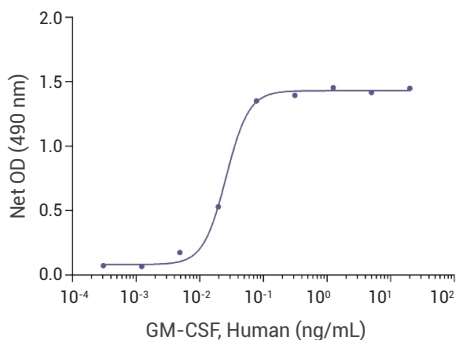
### Advantages

- **Broad Categories:** cytokines and growth factors, immune checkpoint proteins, CAR-T related proteins, CD antigens, receptor proteins, enzymes and regulators, complement system related proteins, viral proteins, GMP-grade proteins, ubiquitin-related proteins, etc.
- **Low Endotoxin Levels:** measured by LAL assay
- **High Purity:** tested by SDS-PAGE & HPLC
- **Superior Biological Activity:** validated by relevant in vitro or in vivo assays
- **Excellent Lot-to-Lot Consistency:** confirmed by Lot-to-Lot data
- **Full Range Sizes:** different pre-packaged sizes for various needs
- **Competitive Price:** superb quality with a reasonable price



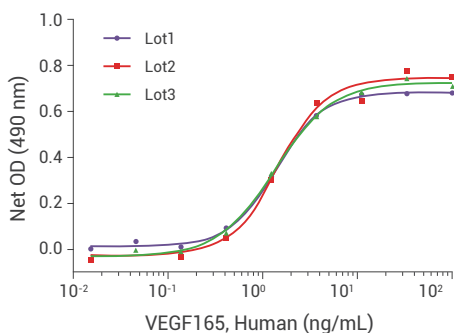
### High Purity

The purity of human BMP-2 is greater than 95% as analyzed by SDS-PAGE under reducing (R) and non-reducing (N) condition.



### Superior Biological Activity

Human GM-CSF stimulates cell proliferation of TF-1 cells with an ED<sub>50</sub> of less than 0.5 ng/mL.



### Excellent Lot-to-Lot Consistency

The ED<sub>50</sub> of MCE human VEGF165 from three different Lots are similar.

## Cytokines and Growth Factors

Cat. No.	Product Name	Species	Source	Tag
HY-P7080	IL-4	Mouse	Mammalian Cells	Tag-free
HY-P7223	IL-6R alpha	Human	Mammalian Cells	Tag-free
HY-P7025	IFN-gamma	Human	<i>E.coli</i>	Tag-free
HY-P7287	SDF-1 beta/CXCL12	Human	<i>E.coli</i>	Tag-free
HY-P7058	TNF-alpha/TNFSF2	Human	<i>E.coli</i>	Tag-free
HY-P7085	M-CSF	Mouse	<i>E.coli</i>	Tag-free
HY-P7118	TGF beta 1	Human	Mammalian Cells	Tag-free
HY-P7086	Noggin	Mouse	Mammalian Cells	Tag-free
HY-P7007	BMP-4	Human	<i>E.coli</i>	Tag-free
HY-P70593	Fibronectin	Human	<i>E.coli</i>	Tag-free
HY-P70453	Wnt3a	Human	Mammalian Cells	Tag-free
HY-P7109	EGF	Human	<i>E.coli</i>	Tag-free
HY-P70311	Activin A	Human/Mouse/Rat	Mammalian Cells	Tag-free
HY-P7319	AITRL/TNFSF18	Mouse	<i>E.coli</i>	Tag-free
HY-P75509	Angiopoietin-2	Canine	Mammalian Cells	N-His
HY-P72650	FGF-21	Cynomolgus	Mammalian Cells	C-His
HY-P72106	BMP1	Human	<i>E.coli</i>	N-His



Cat. No.	Product Name	Species	Source	Tag
HY-P71827	Adiponectin/ADIPOQ	Bovine	<i>P.pastoris</i>	N-His
HY-P7008	BMP-7	Human	<i>E.coli</i>	Tag-free
HY-P7257	CCL4	Human	<i>E.coli</i>	Tag-free
HY-P70450	CCL5	Human	<i>E.coli</i>	Tag-free
HY-P7143	CCL6	Mouse	<i>E.coli</i>	Tag-free
HY-P7772	CCL9	Mouse	<i>E.coli</i>	Tag-free
HY-P70138	DLK-1	Human	Mammalian Cells	C-His
HY-P7004	FGF basic/bFGF	Human	<i>E.coli</i>	Tag-free
HY-P7170	FGF-10	Mouse	<i>E.coli</i>	Tag-free
HY-P7346	FGF-8	Human	<i>E.coli</i>	Tag-free
HY-P7015A	G-CSF	Human	Mammalian Cells	Tag-free
HY-P7016	GM-CSF	Human	Mammalian Cells	Tag-free
HY-P7017	HB-EGF	Human	<i>E.coli</i>	Tag-free
HY-P7018	IGF-I	Human	<i>E.coli</i>	Tag-free
HY-P7368	IGFBP-2	Human	Mammalian Cells	C-His
HY-P7027	IL-1 alpha	Human	<i>E.coli</i>	Tag-free
HY-P7030A	IL-10	Human	Mammalian Cells	Tag-free
HY-P7049	LIF	Human	<i>E.coli</i>	Tag-free
HY-P7051A	Noggin	Human	Mammalian Cells	Tag-free
HY-P70781	SCF	Human	<i>E.coli</i>	Tag-free
HY-P70467	SHH	Human	<i>E.coli</i>	Tag-free

## Immune Checkpoint Proteins

Cat. No.	Product Name	Species	Source	Tag
HY-P70691	CTLA-4	Human	Mammalian Cells	C-GST
HY-P70632	PD-L1	Mouse	Mammalian Cells	C-His
HY-P7395	PD-1	Human	Mammalian Cells	C-hFc
HY-P70482	TIM3	Human	Mammalian Cells	C-His
HY-P70722	LAG-3	Human	Mammalian Cells	C-His
HY-P70624	TIGIT	Human	Mammalian Cells	C-His
HY-P7327	CD276/B7-H3	Human	Mammalian Cells	C-His
HY-P7446	4-1BBL/TNFSF9	Mouse	Mammalian Cells	N-His
HY-P7144	CD40L/CD154/TRAP	Human	<i>E.coli</i>	Tag-free
HY-P70652	CD276/B7-H3	Human	Mammalian Cells	C-His
HY-P7678	BTLA/CD272	Human	Mammalian Cells	C-His

Cat. No.	Product Name	Species	Source	Tag
HY-P7685	BTN3A3	Human	Mammalian Cells	C-His
HY-P70535	Galectin-9	Human	Mammalian Cells	C-His
HY-P7366	HVEM	Human	Sf9 insect Cells	C-hFc
HY-P70494	Nectin-1	Human	Mammalian Cells	C-His
HY-P70807	PVR/CD155	Human	Mammalian Cells	C-His
HY-P73370	PD-L2	Rat	Mammalian Cells	C-hFc
HY-P77879	VISTA	Human	Mammalian Cells	C-hFc
HY-P75610	CD137/4-1BB	Canine	Mammalian Cells	C-His
HY-P7394	OX40/TNFRSF4	Human	Mammalian Cells	C-His
HY-P77457	OX40 Ligand/TNFSF4	Cynomolgus	Mammalian Cells	N-mFc
HY-P73499	CD40	Human	Mammalian Cells	C-His
HY-P73306	Nectin-3	Human	Mammalian Cells	C-His
HY-P71248	PVRIG	Human	Mammalian Cells	C-mFc
HY-P76070	SIRP alpha	Mouse	Mammalian Cells	C-His
HY-P73121	IDO	Human	<i>E.coli</i>	Tag-free
HY-P76396	ICOS	Human	Mammalian Cells	C-His-hFc
HY-P77575	ICOSLG	Cynomolgus	Mammalian Cells	C-His
HY-P72353	CD28	Human/Cynomolgus	Mammalian Cells	C-Fc-Avi
HY-P72033	LIGHT	Human	Mammalian Cells	N-hFc-Myc
HY-P73076	GITR	Human	Mammalian Cells	C-His
HY-P7318	GITRL/AITRL	Human	<i>E.coli</i>	Tag-free
HY-P72887	CD200	Human	Mammalian Cells	C-hFc
HY-P76780	CD200R1	Cynomolgus	Mammalian Cells	C-His

## CAR-T Related Proteins

Cat. No.	Product Name	Species	Source	Tag
HY-P7656	BCMA/TNFRSF17	Mouse	Mammalian Cells	C-Fc
HY-P72019	Siglec-2/CD22	Human	Mammalian Cells	C-His
HY-P70505	CD19	Human	Mammalian Cells	C-Fc
HY-P70731	CD38	Human	Mammalian Cells	C-His
HY-P70148	Mesothelin	Human	Mammalian Cells	C-His
HY-P70189	EGFR vIII'	Human	Mammalian Cells	C-His
HY-P70125	CD276/B7-H3	Cynomolgus	Mammalian Cells	C-His
HY-P70155	EpCAM/TROP1	Human	Mammalian Cells	C-Fc
HY-P70759	HER2/CD340	Human	Mammalian Cells	C-Fc





Cat. No.	Product Name	Species	Source	Tag
HY-P70301	Mucin-1	Human	Mammalian Cells	C-Fc
HY-P71031	Siglec-6	Human	Mammalian Cells	C-Fc
HY-P70487	Glypican-3/GPC3	Human	Mammalian Cells	C-His
HY-P70296	Folate receptor alpha	Human	Mammalian Cells	C-His
HY-P70497	CD7	Human	Mammalian Cells	C-His

## CD Antigens

Cat. No.	Product Name	Species	Source	Tag
HY-P70090	CD3 epsilon	Cynomolgus	Mammalian Cells	C-Fc
HY-P72702	CD8 beta	Human	Mammalian Cells	N-His
HY-P70486	CD28	Human/Cynomolgus	Mammalian Cells	N-His
HY-P7321	B7-1/CD80	Human	Mammalian Cells	C-hFc
HY-P70029	Basigin/CD147	Human	Mammalian Cells	C-His
HY-P70507	CD44	Human	Mammalian Cells	C-His
HY-P7679	BTLA/CD272	Human	Mammalian Cells	C-Fc
HY-P7780	Nectin-2/CD112	Human	Mammalian Cells	C-His
HY-P7785	CD127/IL-7RA	Human	Mammalian Cells	C-Fc-His
HY-P70550	CD137/4-1BB	Cynomolgus	Mammalian Cells	C-His
HY-P7799	CD160	Mouse	Mammalian Cells	C-His
HY-P70479	CD40	Human	Mammalian Cells	C-His
HY-P7819	CD207	Human	Mammalian Cells	N-His

## Fc Receptor Proteins

Cat. No.	Product Name	Species	Source	Tag
HY-P70708	Fc gamma RIII/CD16	Mouse	Mammalian Cells	C-His
HY-P70490	Fc gamma RIIIA/CD16a	Human	Mammalian Cells	C-His
HY-P72657	FCAR/CD89	Human	Mammalian Cells	C-His
HY-P70711	Fc gamma RIIA/CD32a	Rat	Mammalian Cells	C-His
HY-P70669	CD64	Human	Mammalian Cells	C-His
HY-P70601	FCRN	Human	Mammalian Cells	C-His
HY-P72748	CD23/Fc epsilon RII	Human	Mammalian Cells	N-His
HY-P76800	Fc gamma RIIB/CD32b	Cynomolgus	Mammalian Cells	C-His

Cat. No.	Product Name	Species	Source	Tag
HY-P75204	Fc gamma RIIIB/CD16b	Human	<i>E.coli</i>	Tag-free
HY-P72191	Fc epsilon RIA/FCER1A	Human	<i>E.coli</i>	His-SUMO
HY-P77363	FCAMR/CD351	Mouse	Mammalian Cells	C-His
HY-P70251	IgG3 Fc	Mouse	Mammalian Cells	Tag-free
HY-P72603	IgG2A Fc	Mouse	Mammalian Cells	Tag-free

## Receptor Proteins

Cat. No.	Product Name	Species	Source	Tag
HY-P70552	VEGFR-2	Human	Mammalian Cells	C-His
HY-P70714	HGFR	Human	Mammalian Cells	C-His
HY-P70352	GLP1R	Human	Mammalian Cells	C-Fc
HY-P70793	TrkB	Human	Mammalian Cells	C-His
HY-P7308	TrkA	Human	Mammalian Cells	Tag-free
HY-P70179	LIR-1/LILRB1	Human	Mammalian Cells	C-His
HY-P7485	Activin RIB/ALK-4	Human	Mammalian Cells	C-His
HY-P7467	AGER	Human	Mammalian Cells	C-His
HY-P71580	GFRAL	Human	<i>E.coli</i>	N-His-SUMO
HY-P72198	FSHR	Human	<i>E.coli</i>	N-His
HY-P70057	TYRO3/DTK	Mouse	Mammalian Cells	C-His

## Enzymes & Regulators

Cat. No.	Product Name	Species	Source	Tag
HY-P7745	Cathepsin A	Human	Mammalian Cells	C-His
HY-P7442	ACE2	Human	Mammalian Cells	C-Fc
HY-P70351	MMP-9	Mouse	Mammalian Cells	C-His
HY-P70051	Aminopeptidase N/CD13	Mouse	Mammalian Cells	C-His
HY-P7474	ALDH1A1	Human	<i>E.coli</i>	N-His
HY-P7734	Carboxypeptidase B1/CPB1	Human	Mammalian Cells	C-His
HY-P70005	CTRB1	Human	Mammalian Cells	C-His
HY-P70010	CD73/5'-Nucleotidase	Human	Mammalian Cells	C-His
HY-P7452	ACOT13	Human	Mammalian Cells	C-His
HY-P70221	Acyl-protein thioesterase 2/LYPLA2	Human	<i>E.coli</i>	C-His



Cat. No.	Product Name	Species	Source	Tag
HY-P7479	Aldose 1-epimerase/GALM	Human	<i>E.coli</i>	C-His
HY-P72076	ALOX12	Human	<i>E.coli</i>	N-His
HY-P70260	Alpha-enolase/Enolase 1	Human	<i>E.coli</i>	C-His
HY-P73090	GSK-3 beta	Mouse	<i>E.coli</i>	N-His
HY-P7503	Angiogenin	Human	<i>E.coli</i>	Tag-free
HY-P73267	Kininogen-1	Mouse	Mammalian Cells	C-His
HY-P7602	Arginase-1	Human	Mammalian Cells	C-His

## Complement System Related Proteins

Cat. No.	Product Name	Species	Source	Tag
HY-P7863	Complement C3/C3a	Mouse	<i>E.coli</i>	Tag-free
HY-P7864	Complement C5/C5a	Human	<i>E.coli</i>	Tag-free
HY-P70031	CFHR2	Human	Mammalian Cells	C-His
HY-P70055	CFHR1	Human	Mammalian Cells	C-His
HY-P70102	CFHR5	Human	Mammalian Cells	C-His
HY-P7692	HABP1/C1QBP	Human	<i>E.coli</i>	C-His
HY-P71718	C1QA	Mouse	<i>P.pastoris</i>	N-His
HY-P71423	VSIG4	Human	Mammalian Cells	C-Fc
HY-P75395	CD55/DAF	Human	Mammalian Cells	C-His
HY-P7890	Complement factor H/CFH	Human	Mammalian Cells	C-His
HY-P74371	C7/Complement component C7	Human	Mammalian Cells	C-His
HY-P74375	C2/Complement C2	Human	Mammalian Cells	C-His
HY-P74614	Protein S/PROS1	Human	Mammalian Cells	C-His
HY-P75463	C1s-A subcomponent	Mouse	Mammalian Cells	C-His
HY-P75464	C1QB	Human	Sf9 Insect Cells	C-His

## Ubiquitin Related Proteins

Cat. No.	Product Name	Species	Source	Tag
HY-P70843	NEDD8	Human	<i>E.coli</i>	Tag-free
HY-P71016	UBE2C	Human	<i>E.coli</i>	N-His
HY-P71020	UBE2L6	Human	<i>E.coli</i>	C-His
HY-P71096	UCH-L1	Human	<i>E.coli</i>	C-His
HY-P71101	UBB	Human	<i>E.coli</i>	Tag-free

Cat. No.	Product Name	Species	Source	Tag
HY-P70974	SUMO2	Human	<i>E.coli</i>	N-His
HY-P7617	ATG3	Human	<i>E.coli</i>	Tag-free
HY-P71182	OTUB2	Human	<i>E.coli</i>	N-GST
HY-P71396	UBAP1	Human	<i>E.coli</i>	C-His
HY-P73537	XIAP	Human	<i>E.coli</i>	N-His
HY-P71643	SAE1	Human	<i>E.coli</i>	N-GST
HY-P70149	ISG15/UCRP	Human	<i>E.coli</i>	C-His
HY-P71395	UBA5	Human	<i>E.coli</i>	N-His
HY-P71402	UBE2H	Human	<i>E.coli</i>	N-GST
HY-P71407	UBE2R2	Human	<i>E.coli</i>	N-His

## Viral Proteins

Cat. No.	Product Name	Species	Source	Tag
HY-P7429	3C-like Proteinase	SARS-CoV-2	<i>E.coli</i>	N-His
HY-P7437	Nucleocapsid	SARS-CoV-2	<i>E.coli</i>	N-His
HY-P7436	S1 Protein	SARS-CoV-2	Mammalian Cells	Tag-free
HY-P70127	NSP1	SARS-CoV-2	<i>E.coli</i>	C-His
HY-P73290	Spike/S1	MERS-CoV	Sf9 insect Cells	C-His
HY-P70907	Envelope glycoprotein gp120	HIV-1	Mammalian Cells	C-His
HY-P74883	gp140	HIV-1	Mammalian Cells	C-Fc
HY-P70015	B18R	Vaccinia virus	Mammalian Cells	C-His
HY-P71478	Fusion glycoprotein F0/F	HRSVA	<i>E.coli</i>	N-His, B2M
HY-P73232	HA/Hemagglutinin	Influenza virus	Mammalian Cells	C-His
HY-P73239	NA/Neuraminidase	Influenza virus	Mammalian Cells	Tag-free
HY-P73533	Membrane protein	Zika virus	Mammalian Cells	C-Fc
HY-P73738	NS1 Protein	Dengue virus	Mammalian Cells	N-His
HY-P74188	E/Envelope Protein	West Nile Virus	<i>P.pastoris</i>	C-His
HY-P74354	Capsid protein	Hepatitis virus	<i>E.coli</i>	C-His
HY-P72269	Spike/S Protein	HCoV-OC43	Sf9 insect cells	N-His;C-Myc
HY-P72283	Nucleoprotein/NP	Influenza virus	<i>E. coli</i>	N-His-SUMO
HY-P72260	Protein E6	HPV	<i>E. coli</i>	N-His
HY-P72259	Protein E7	HPV	<i>E. coli</i>	N-His
HY-P72301	Protein L1/L1R	Vaccinia virus	Sf9 insect cells	N-His;C-Myc
HY-P70122	PLpro Protein	SARS-CoV-2	<i>E. coli</i>	Tag Free
HY-P7894	PP1ab Protein	SARS-CoV-2	<i>E. coli</i>	N-His-MBP
HY-P75814	glycoprotein/G Protein	HRSVA	Mammalian Cells	C-His



## Biotinylated Proteins

Cat. No.	Product Name	Species	Source	Tag
HY-P70546	PCSK9	Human	Mammalian Cells	C-His-HA-Avi
HY-P70721	PD-L1	Human	Mammalian Cells	C-Fc-Avi
HY-P70767	Siglec-15	Human	Mammalian Cells	C-Fc-Avi
HY-P70768	CD79B	Human	Mammalian Cells	C-His-Avi
HY-P70769	ACE2	Human	Mammalian Cells	C-His-Avi
HY-P70770	TROP-2	Human	Mammalian Cells	C-His-Avi
HY-P71175	NTNG1	Human	Mammalian Cells	C-Avi-His
HY-P71056	TGF beta 1	Human	Mammalian Cells	N-Avi
HY-P71421	VEGFR-2	Human	Mammalian Cells	C-His-Avi
HY-P73309	Neuropilin-1	Human	Mammalian Cells	C-His-Avi
HY-P73485	XIAP	Human	<i>E.coli</i>	N-Avi
HY-P72882	4-1BBR/TNFRSF9	Human	Mammalian Cells	C-hFc-Avi
HY-P72909	CD40	Human	Mammalian Cells	C-hFc-Avi
HY-P72885	Fc gamma RIIIA/CD16a	Human	Mammalian Cells	C-His-Avi
HY-P72343	BTN1A1	Human	Mammalian Cells	C-His-Avi
HY-P72389	LAG-3	Human	Mammalian Cells	C-His-Avi
HY-P72370	Fibronectin	Human	<i>E.coli</i>	N-Avi-His
HY-P77518	Cadherin-1/CD324	Human	HEK293	Biotinylated, C-hFc
HY-P72359	CD47	Human	HEK293	C-Avi-His
HY-P78149	IL-21	Mouse	<i>E.coli</i>	N-His-Avi

## GMP-grade Proteins

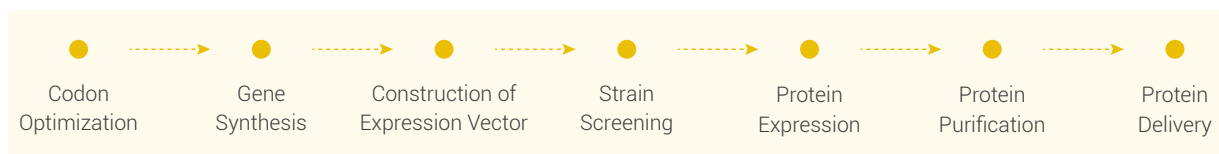
Cat. No.	Product Name	Species	Source	Tag
HY-P70637G	GMP TPO	Human	Mammalian cells	C-His
HY-P70757G	GMP SCF	Human	Mammalian cells	C-His
HY-P70454G	GMP IL-1 alpha	Human	<i>E.coli</i>	Tag-free
HY-P7044G	GMP IL-6	Human	<i>E.coli</i>	Tag-free
HY-P7032G	GMP IL-12	Human	Mammalian Cells	Tag-free
HY-P70760G	GMP IL-18	Human	Mammalian Cells	C-His
HY-P7038G	GMP IL-21	Human	<i>E.coli</i>	Tag-free
HY-P70543G	GMP TGF beta 1	Human	Mammalian Cells	Tag-free
HY-P7055G	GMP PDGF-BB	Human	<i>E.coli</i>	Tag-free
HY-P70567G	GMP GM-CSF	Human	Mammalian Cells	C-His
HY-P70576G	GMP IL-3	Human	<i>E.coli</i>	N-His

Cat. No.	Product Name	Species	Source	Tag
HY-P70544G	GMP FLT3LG	Human	Mammalian Cells	C-His
HY-P70440G	GMP FGF basic/bFGF	Human	<i>E.coli</i>	Tag-free
HY-P70755G	GMP IL-7	Human	Mammalian Cells	C-His
HY-P70783G	GMP IGF-I/IGF-1	Human	<i>E.coli</i>	Tag-free
HY-P7109G	GMP EGF	Human	<i>E.coli</i>	Tag-free
HY-P70609G	GMP CD40L/CD154/TRAP	Human	Mammalian Cells	Tag-free
HY-P70593G	GMP Fibronectin	Human	<i>E.coli</i>	Tag-free
HY-P70610G	GMP IFN gamma	Human	Mammalian Cells	Tag-free
HY-P70758G	GMP IL-2	Human	Mammalian cells	C-His
HY-P70750G	GMP IL-4	Human	Mammalian cells	Tag-free
HY-P78551	GMP IL-2	Human	<i>E. coli</i>	Tag-free
HY-P70586G	GMP IL-1 beta	Human	<i>E. coli</i>	Tag Free
HY-P70776G	GMP IL-15	Human	<i>E. coli</i>	Tag Free
HY-P70426G	GMP TNF-alpha	Human	<i>E. coli</i>	Tag Free

## Protein Expression Service

MedChemExpress (MCE) with professional protein expression and purification technology can provide customized services of high-purity active from milligram to gram scale. We focus on high-quality protein production, which can effectively save you raw materials and time.

### Service Process



### Service Types

MCE has four expression systems:

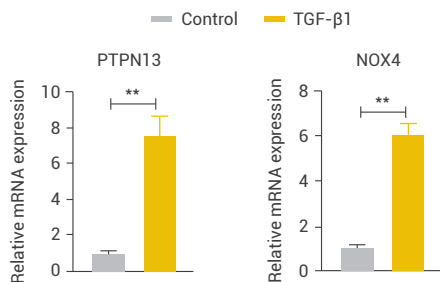
- *E.coli* expression system
- Yeast expression system
- Mammalian expression system
- Insect expression system

### Advantages

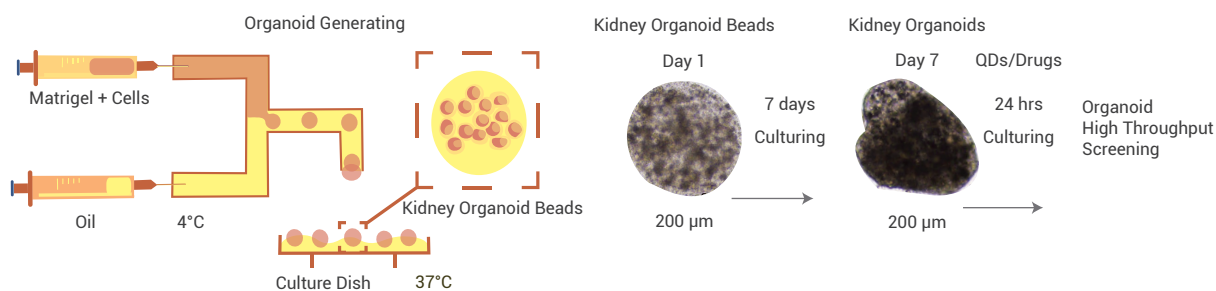
- One-stop service from gene design to protein preparation
- Independent research and development of a variety of high expression vectors and strains
- Professional R&D team of recombinant protein technology
- Providing customized services of high-purity protein from mg to g
- Large-scale protein production platform




## Customer Validations



[1] Primary mouse pulmonary fibroblasts were treated with TGF-β1 (HY-P7117) at 2 ng/mL for 48 h to induce (myo)fibroblastic differentiation. (Usage Cited in Theranostics. 2021 Jan 9;11(7):3244-3261.)




[2] Cells were extracted from mouse kidney tissues, and organoid strains were fabricated using microfluidics combined with 3D printers, supplemented with noggin (HY-P7086), R-spondin-1 (HY-P7114), SB431542 (HY-10431), Laduviglusib (HY-10182), FGF-4 (HY-P7014), FGF-basic (HY-P7066). (Usage Cited in Small. 2020 Jun;16(22):e2001371.)



[3] IFI16 expression in A549 cells treated with IFN-γ (HY-P7025) for 18 h was determined by Western blotting. Intracellular localization of IFI16 accumulation in A549 cells treated with IFN-γ for 12 h was determined by immunostaining.

(Usage Cited in Nat Microbiol. 2021 Jul;6(7):932-945.)



[4] In the wound healing assay, the scratches on confluent A549 cells were gradually recovered, and the migration of cancer cells were significantly facilitated in the presence of TGF-β (HY-P7118). Pre-incubation with nanodiamonds strongly impeded TGF-β-induced cell migration. (Usage Cited in Nanoscale, 2021, 13, 11077.)



**Inhibitors • Screening Libraries • Proteins**

[www.MedChemExpress.com](http://www.MedChemExpress.com)

#### MedChemExpress USA

Tel: 609-228-6898

Fax: 609-228-5909

Address: 1 Deer Park Dr, Suite Q, Monmouth Junction, NJ 08852, USA

E-mail: [sales@MedChemExpress.com](mailto:sales@MedChemExpress.com)

Tech Support: [tech@MedChemExpress.com](mailto:tech@MedChemExpress.com)

For research use only.

We do not sell to patients.

#### MedChemExpress Europe

Tel: +4686500910

Address: Bergkällavägen 37C 192 79 Sollentuna SWEDEN

E-mail: [eu.sales@MedChemExpress.com](mailto:eu.sales@MedChemExpress.com)

**Master of  
Bioactive Molecules**

[www.MedChemExpress.com](http://www.MedChemExpress.com)